

# The 4th AP<sup>®</sup> Annual Report to the Nation: Arkansas Supplement

## Part I: Current Year

### AP Participation & Performance of the Public High School Class<sup>1</sup> of 2007

High School and AP Population by Race/Ethnicity . . . . .	2
AP Participation by Subject Area. . . . .	3
AP Equity and Excellence <sup>2</sup> by Subject Area . . . . .	4
Ten Most Popular AP Exams. . . . .	5

## Part II: 5-Year Trends

### AP Participation & Performance of the Public High School Classes of 2002, 2006, and 2007

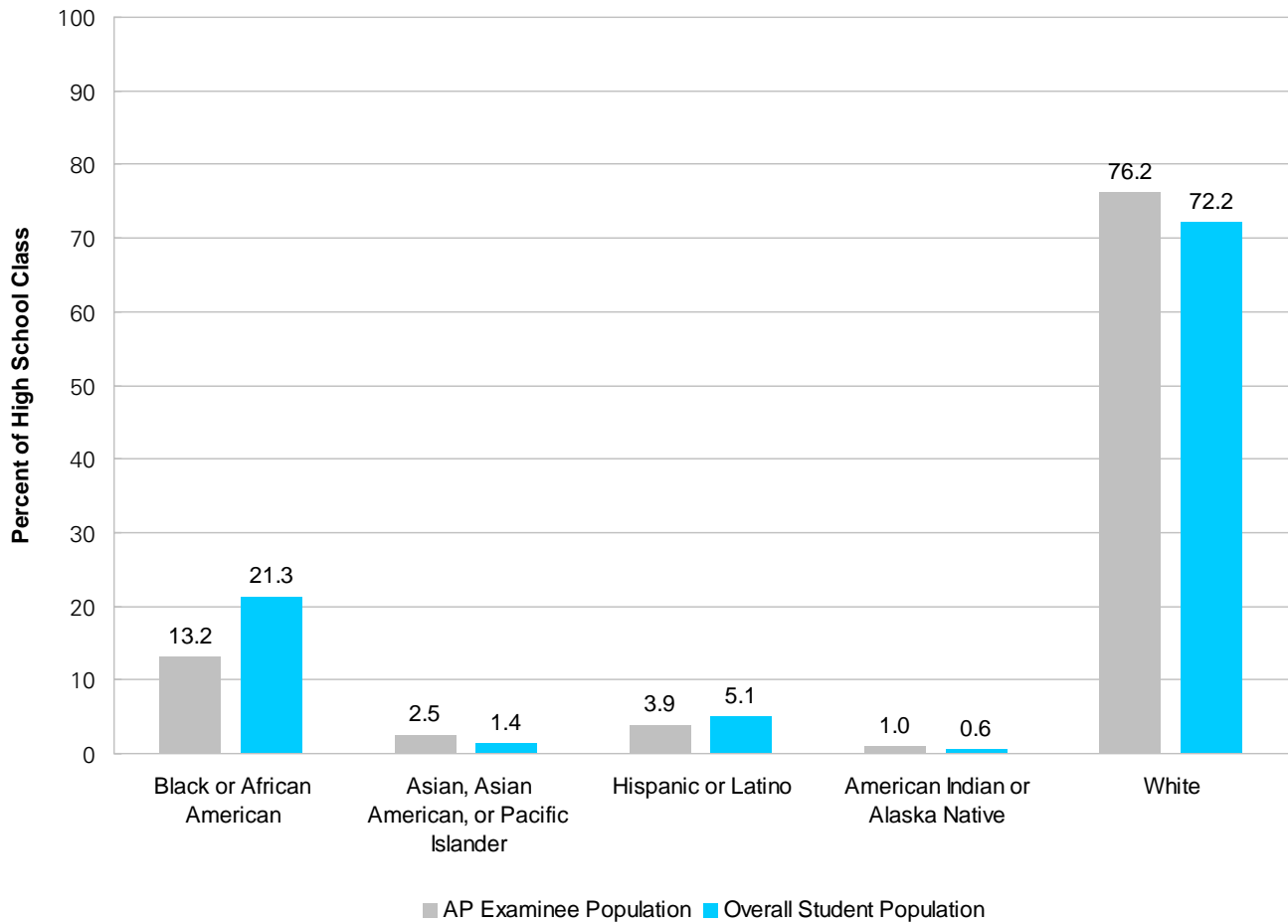
All Students . . . . .	6
Black or African American Students . . . . .	7
Hispanic or Latino Students . . . . .	8
American Indian or Alaska Native Students. . . . .	9
Asian, Asian American, or Pacific Islander Students . . . . .	10
White Students . . . . .	11

<b>Notes</b> . . . . .	12
------------------------	----

# Arkansas Public Schools: High School Class of 2007

## High School and AP Population by Race/Ethnicity

The Class of 2007: Race/Ethnicity of AP Examinees vs. High School Seniors in Arkansas



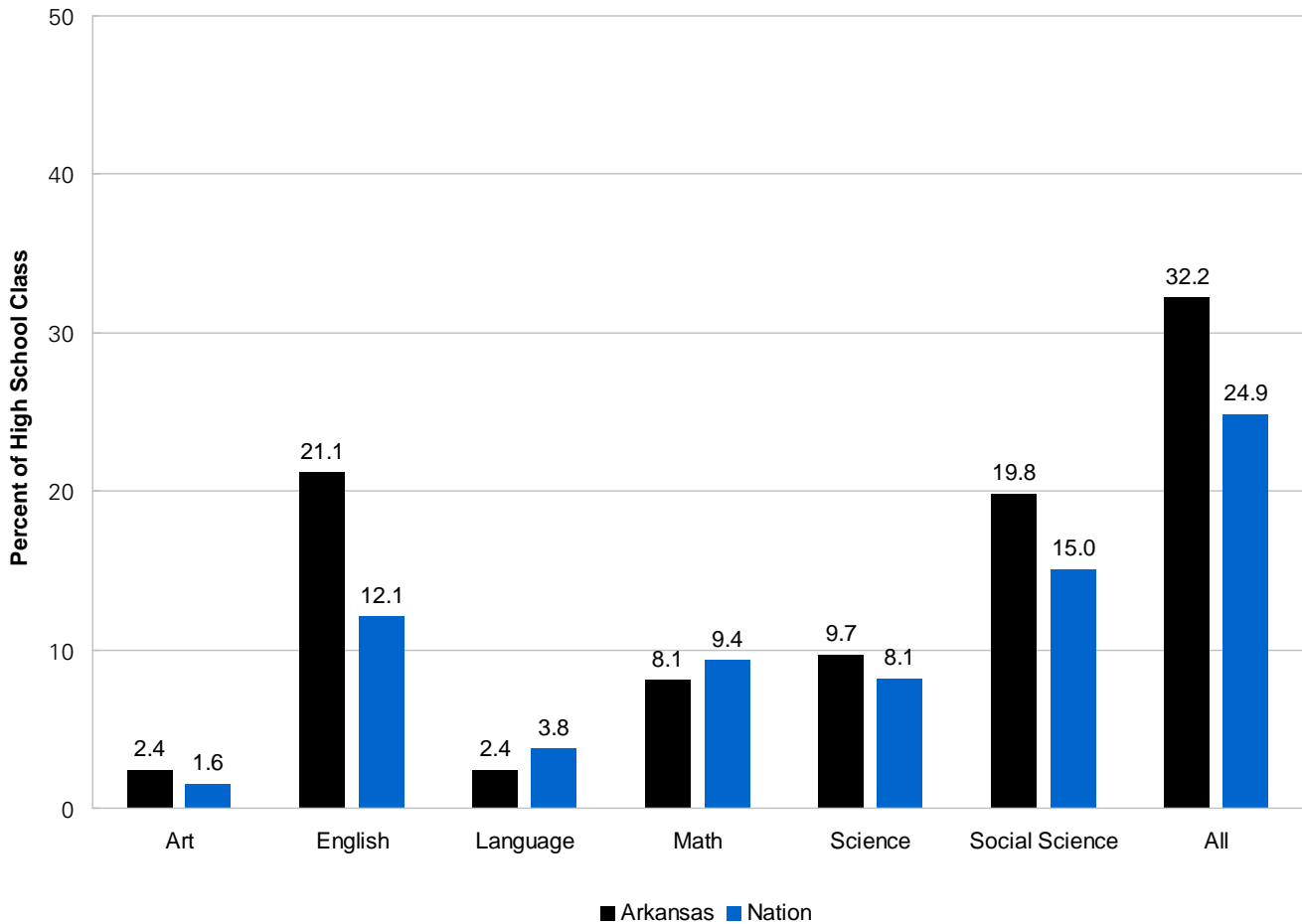
Please note that stated race/ethnicity options for AP do not equal 100; the additional AP race/ethnicity options not shown are “Other” and “Not Stated.”

# Arkansas Public Schools: High School Class of 2007

## AP Participation by Subject Area

- 32.2% of the public high school class of 2007 took at least one AP Exam during high school. This compares to 24.9% for the nation.
- 21.1% of the public high school class of 2007 took one or more English AP Exams - more than in any other subject area.<sup>3</sup>

The Class of 2007: Percent of Arkansas Students Who Took an AP Exam During High School, by Subject Area, Compared to the Nation

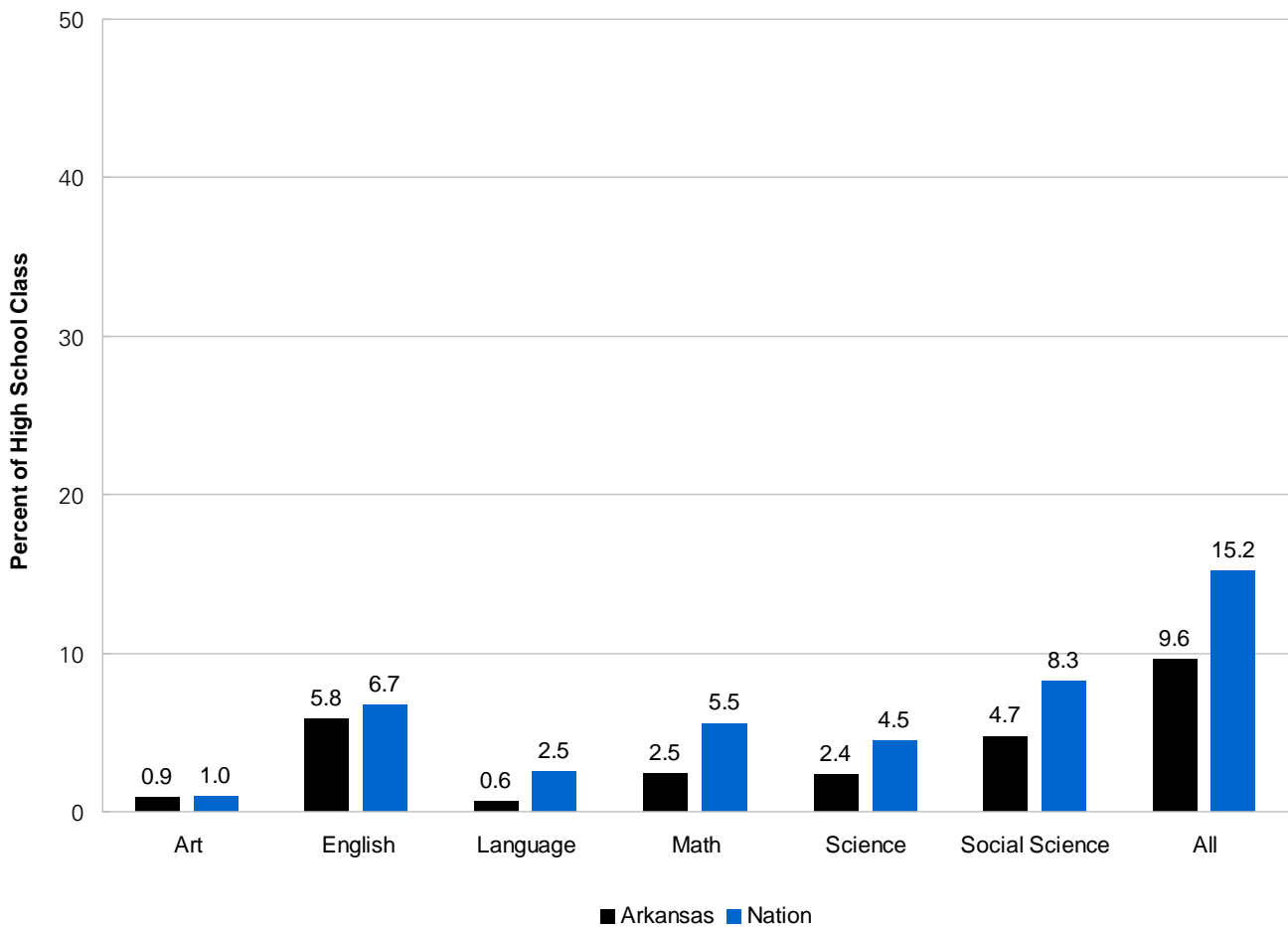


# Arkansas Public Schools: High School Class of 2007

## AP Equity and Excellence

- 9.6% of the public high school class of 2007 earned a 3 or higher on one or more AP Exams during high school. This compares to 15.2% for the nation.
- 5.8% of the public high school class of 2007 earned a 3 or higher on one or more English AP Exams - more than in any other subject area.

The Class of 2007: Percent of Arkansas Students Who Earned at least one AP Exam Grade of 3 or Higher During High School, by Subject Area, Compared to the Nation

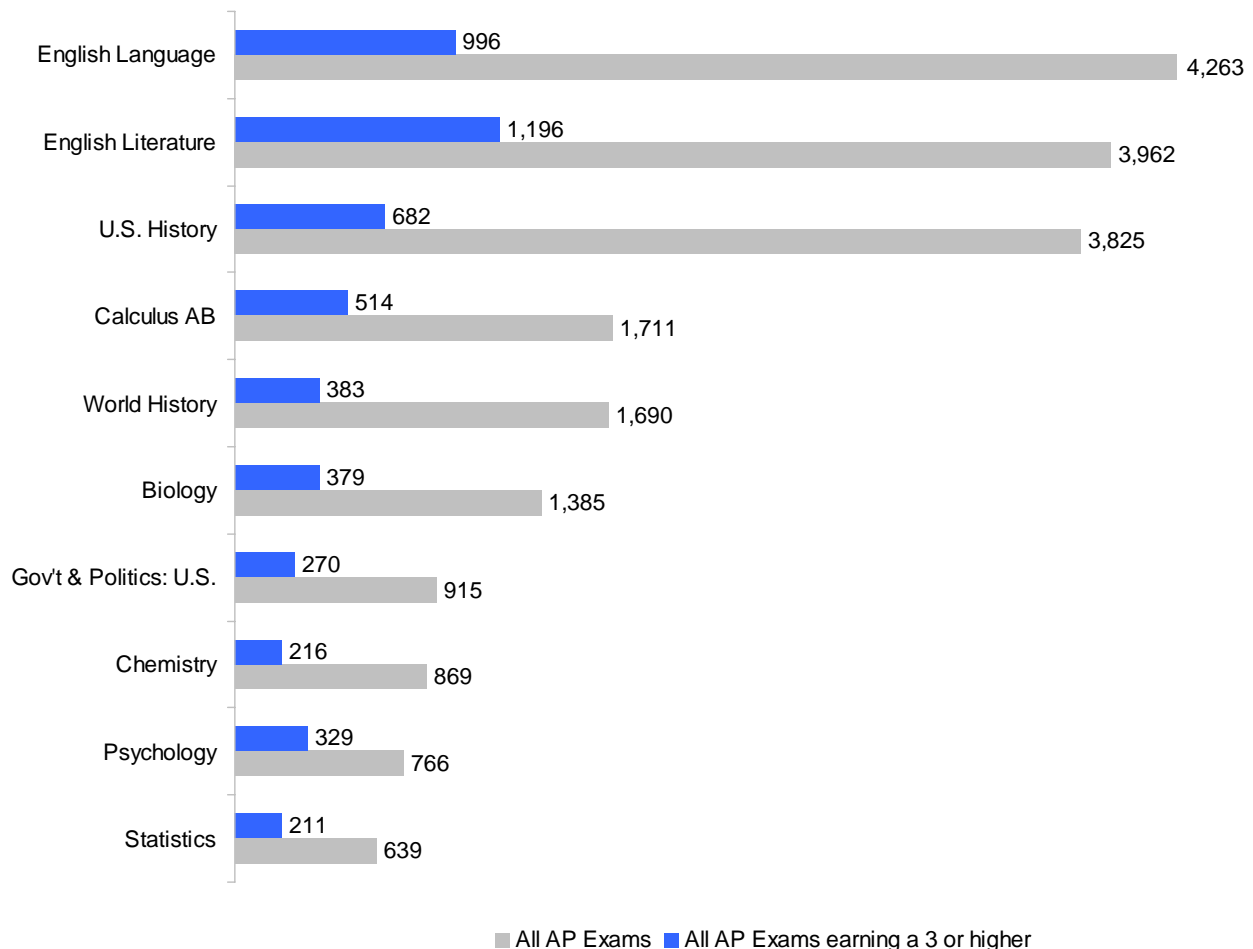


# Arkansas Public Schools: High School Class of 2007

## Most Popular Exams<sup>4</sup>

The Class of 2007: 10 Most Popular Exams in Arkansas

Rank	Exam	# of Exams	# of Exams with Scores of 3 or Higher
1	English Language and Composition	4,263	996
2	English Literature and Composition	3,962	1,196
3	United States History	3,825	682
4	Calculus AB	1,711	514
5	World History	1,690	383
6	Biology	1,385	379
7	Government and Politics: U.S.	915	270
8	Chemistry	869	216
9	Psychology	766	329
10	Statistics	639	211

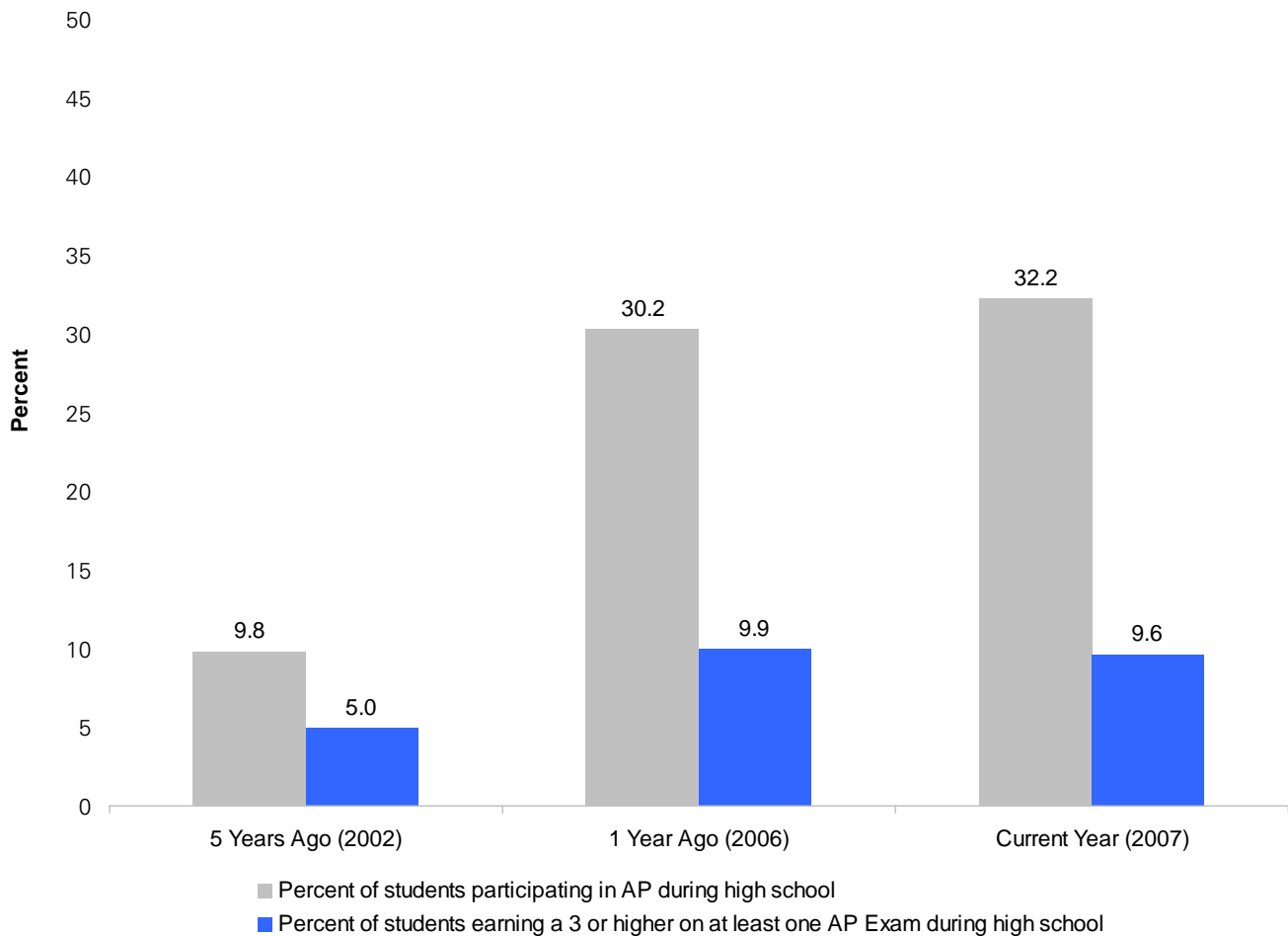


## Arkansas Public Schools: High School Classes of 2002, 2006, and 2007

### All Students

- 8,763 students from the public high school class of 2007 took at least one AP Exam during high school compared to 8,076 in the 2006 cohort and 2,636 in the 2002 cohort.
- 2,611 students from the public high school class of 2007 earned a 3 or higher on at least one AP Exam during high school compared to 2,653 in the 2006 cohort and 1,337 in the 2002 cohort.

#### Arkansas Public High School Graduates: AP Participation and Performance 2002-2007

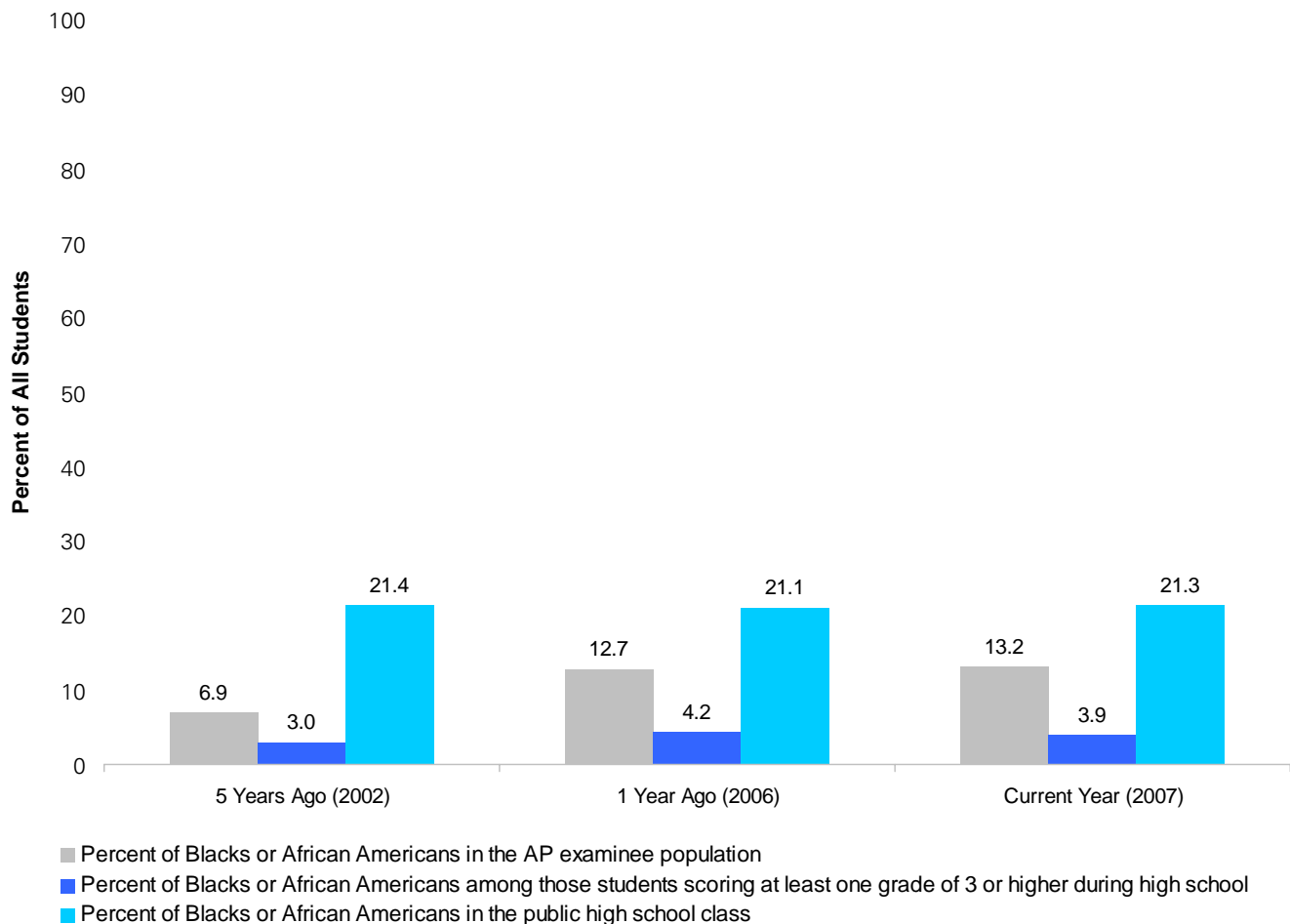


# Arkansas Public Schools: High School Classes of 2002, 2006, and 2007

## Black or African-American Students

- 1,157 Black or African American students from the public high school class of 2007 took at least one AP Exam during high school compared to 1,024 in the 2006 cohort and 183 in the 2002 cohort.
- 101 Black or African American students from the public high school class of 2007 earned a 3 or higher on at least one AP Exam during high school compared to 112 in the 2006 cohort and 40 in the 2002 cohort.

### Black or African American Students AP Participation and Performance 2002-2007

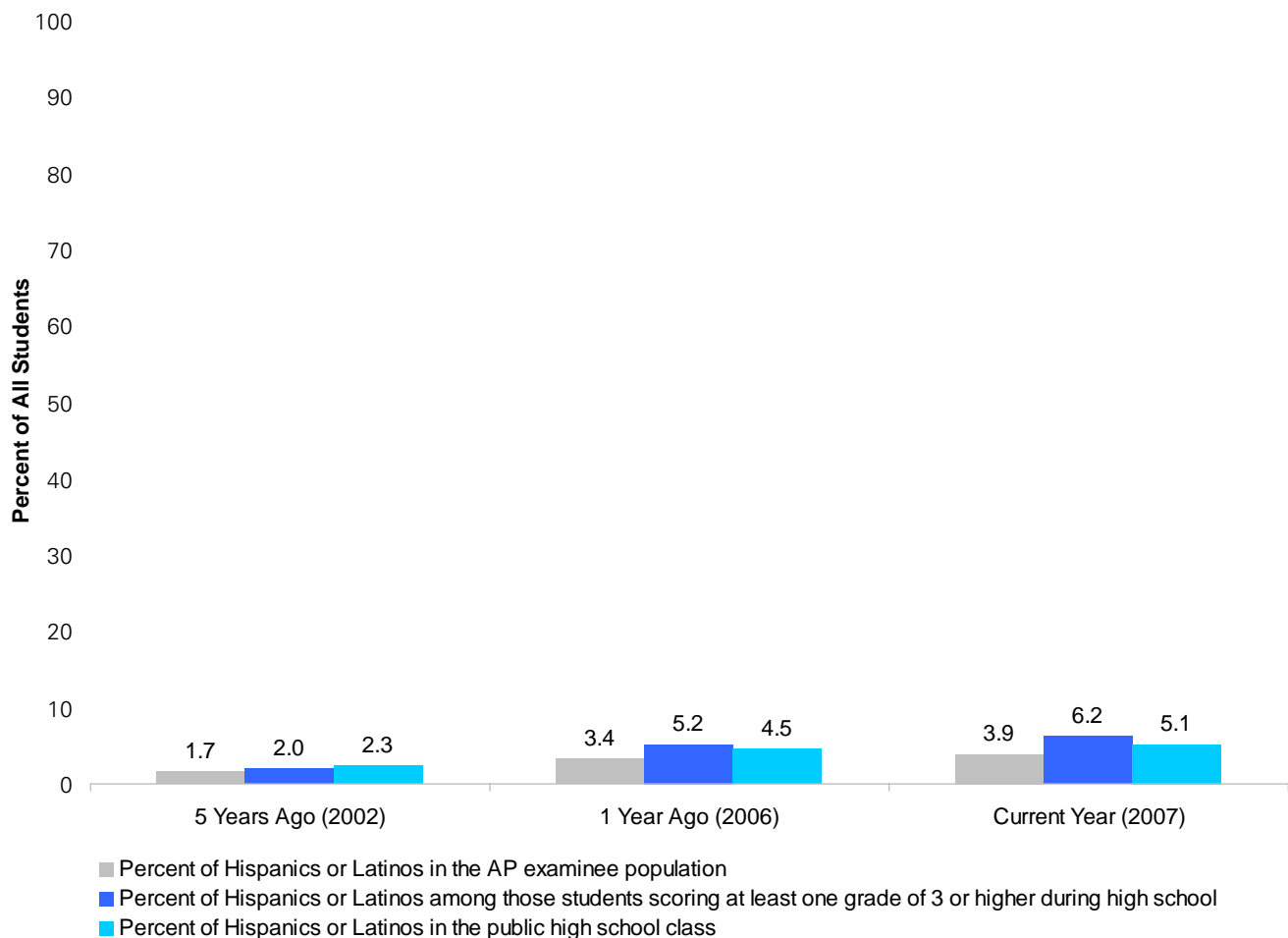


# Arkansas Public Schools: High School Classes of 2002, 2006, and 2007

## Hispanic or Latino Students

- 342 Hispanic or Latino students from the public high school class of 2007 took at least one AP Exam during high school compared to 271 in the 2006 cohort and 46 in the 2002 cohort.
- 162 Hispanic or Latino students from the public high school class of 2007 earned a 3 or higher on at least one AP Exam during high school compared to 138 in the 2006 cohort and 27 in the 2002 cohort.

### Hispanic or Latino Students AP Participation and Performance 2002-2007

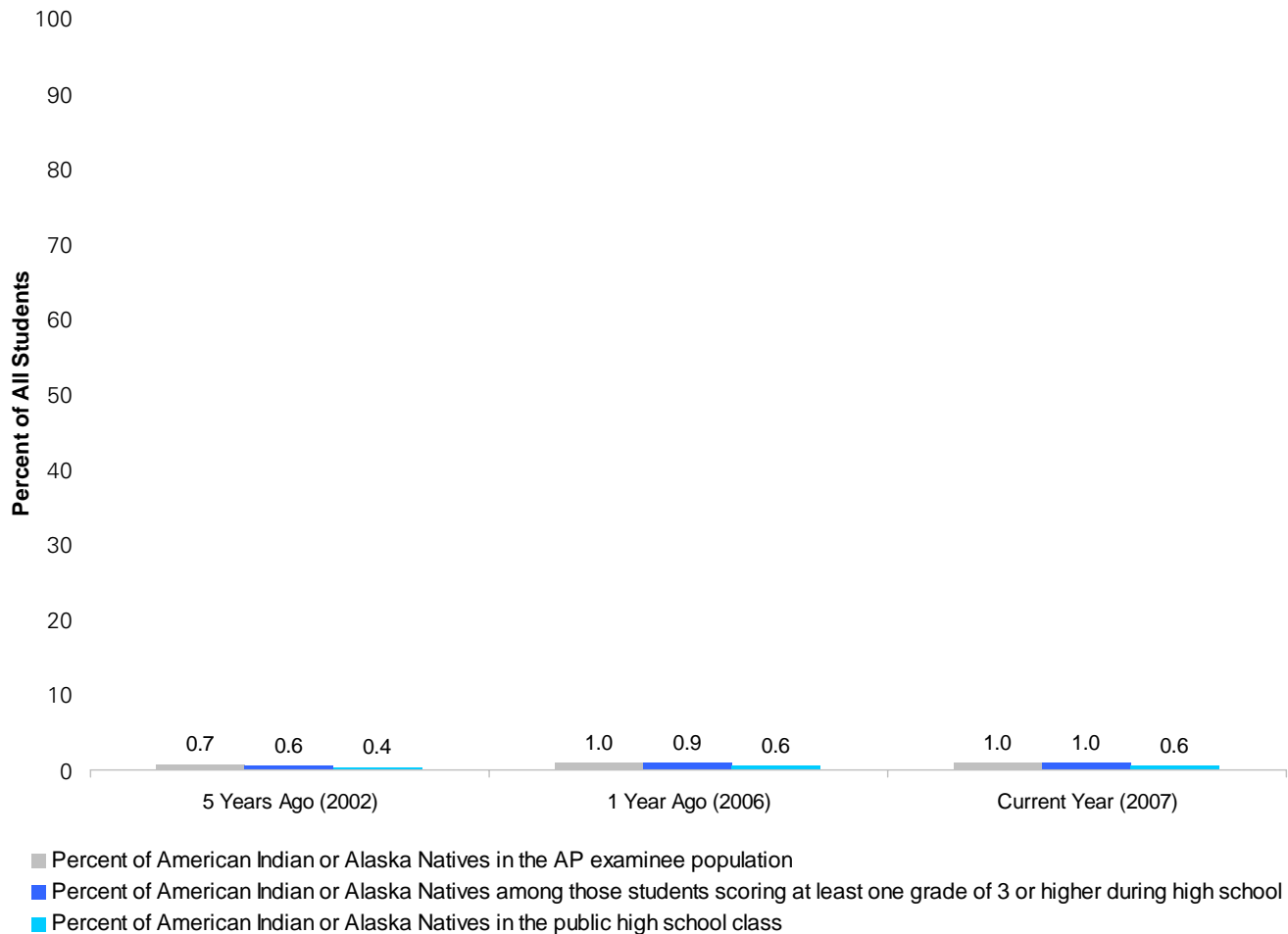


# Arkansas Public Schools: High School Classes of 2002, 2006, and 2007

## American Indian or Alaska Native Students

- 84 American Indian or Alaska Native students from the public high school class of 2007 took at least one AP Exam during high school compared to 77 in the 2006 cohort and 19 in the 2002 cohort.
- 26 American Indian or Alaska Native students from the public high school class of 2007 earned a 3 or higher on at least one AP Exam during high school compared to 24 in the 2006 cohort and 8 in the 2002 cohort.

**American Indian or Alaska Native Students AP Participation and Performance 2002-2007**

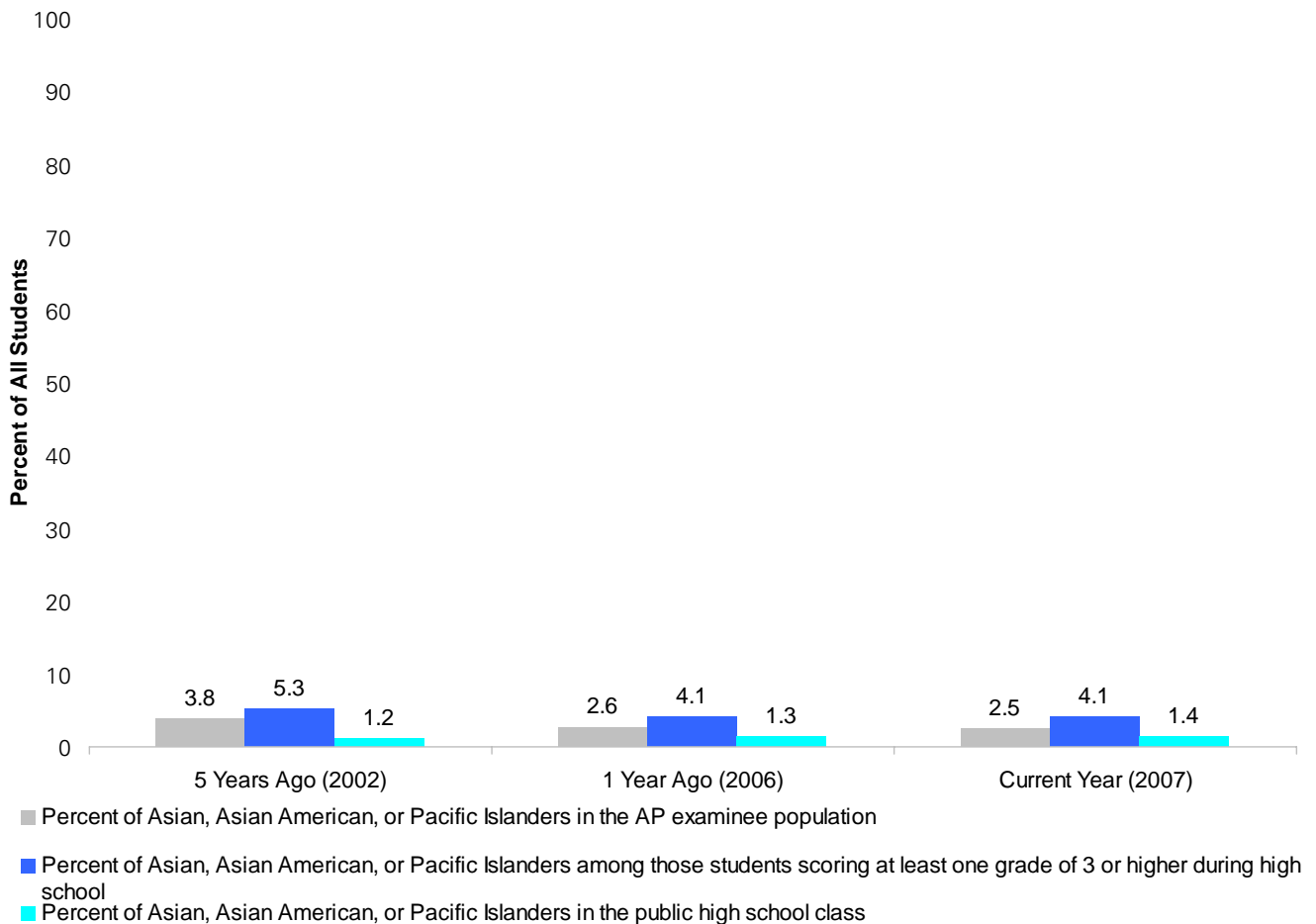


## Arkansas Public Schools: High School Classes of 2002, 2006, and 2007

### Asian, Asian American, or Pacific Islander Students

- 219 Asian, Asian American, or Pacific Islander students from the public high school class of 2007 took at least one AP Exam during high school compared to 214 in the 2006 cohort and 101 in the 2002 cohort.
- 107 Asian, Asian American, or Pacific Islander students from the public high school class of 2007 earned a 3 or higher on at least one AP Exam during high school compared to 109 in the 2006 cohort and 71 in the 2002 cohort.

#### Asian, Asian American, or Pacific Islander Students AP Participation and Performance 2002-2007

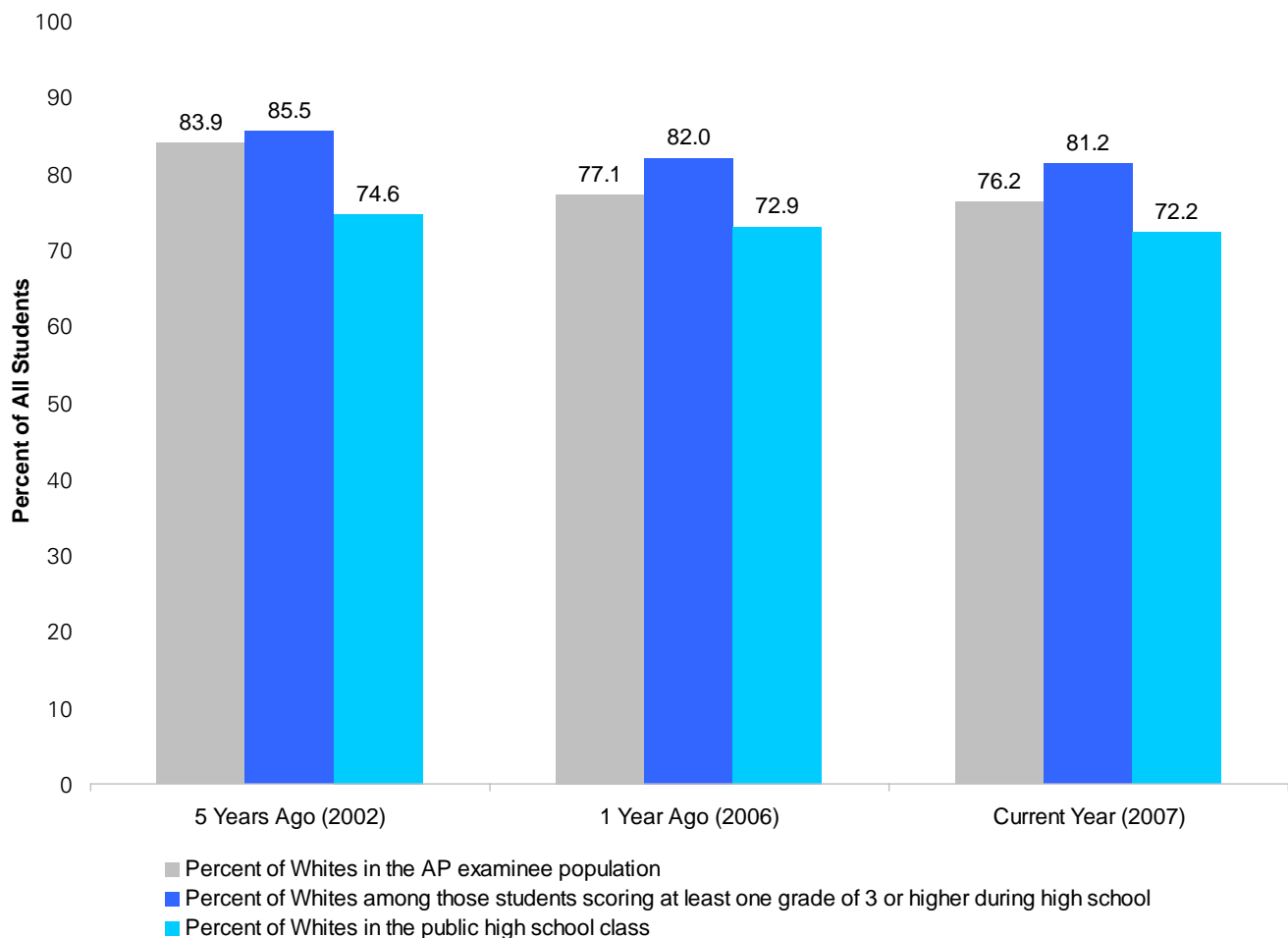


## Arkansas Public Schools: High School Classes of 2002, 2006, and 2007

### White Students

- 6,674 White students from the public high school class of 2007 took at least one AP Exam during high school compared to 6,229 in the 2006 cohort and 2,212 in the 2002 cohort.
- 2,119 White students from the public high school class of 2007 earned a 3 or higher on at least one AP Exam during high school compared to 2,175 in the 2006 cohort and 1,143 in the 2002 cohort.

**White Students AP Participation and Performance in Arkansas: 2002- 2007**



## Notes

1. The “public high school class of 2007” is the overall number of public school students graduating from high school in 2007, as projected in *Knocking at the College Door* (2003), Western Interstate Commission for Higher Education.
2. “Equity and excellence” indicates that a student has earned at least one AP Exam grade of 3 or higher in one or more AP Exams during high school.
3. Science is composed of Biology, Chemistry, Environmental Science, Physics B, Physics C: Electricity & Magnetism, and Physics C: Mechanics. Math is composed of Calculus AB, Calculus BC, Computer Science A, Computer Science AB, and Statistics. English is composed of English Language and Composition and English Literature and Composition. Social Science is composed of Macroeconomics, Microeconomics, European History, Government and Politics: Comparative, Government and Politics: United States, Human Geography, Psychology, United States History, and World History. Art is composed of Art History, Music Theory, Studio Art: 2-D Design, Studio Art: 3-D Design, and Studio Art: Drawing. Language is composed of Chinese Language and Culture, French Literature, French Language, German Language, Italian Language and Culture, Japanese Language and Culture, Latin Literature, Latin: Vergil, Spanish Language, and Spanish Literature.
4. “Most popular” is measured by the number of AP Exams taken; the number of exams earning a 3 or higher is not considered when ranking the 10 most popular AP Exams.