

The 4th AP[®] Annual Report to the Nation: California Supplement

Part I: Current Year

AP Participation & Performance of the Public High School Class¹ of 2007

| | |
|---|---|
| High School and AP Population by Race/Ethnicity | 2 |
| AP Participation by Subject Area. | 3 |
| AP Equity and Excellence ² by Subject Area | 4 |
| Ten Most Popular AP Exams. | 5 |

Part II: 5-Year Trends

AP Participation & Performance of the Public High School Classes of 2002, 2006, and 2007

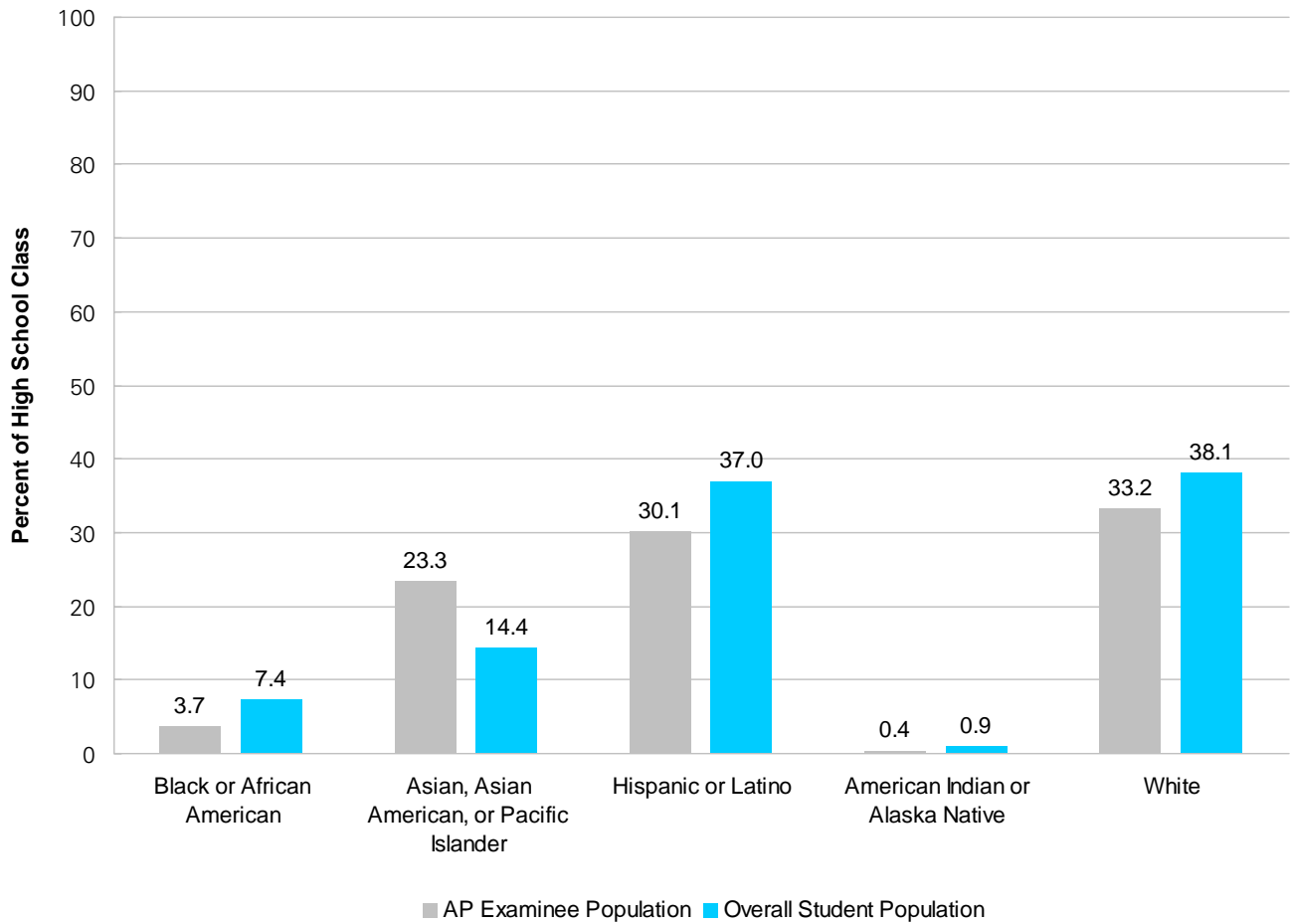
| | |
|---|----|
| All Students | 6 |
| Black or African American Students | 7 |
| Hispanic or Latino Students | 8 |
| American Indian or Alaska Native Students. | 9 |
| Asian, Asian American, or Pacific Islander Students | 10 |
| White Students | 11 |

| | |
|------------------------|----|
| Notes | 12 |
|------------------------|----|

California Public Schools: High School Class of 2007

High School and AP Population by Race/Ethnicity

The Class of 2007: Race/Ethnicity of AP Examinees vs. High School Seniors in California



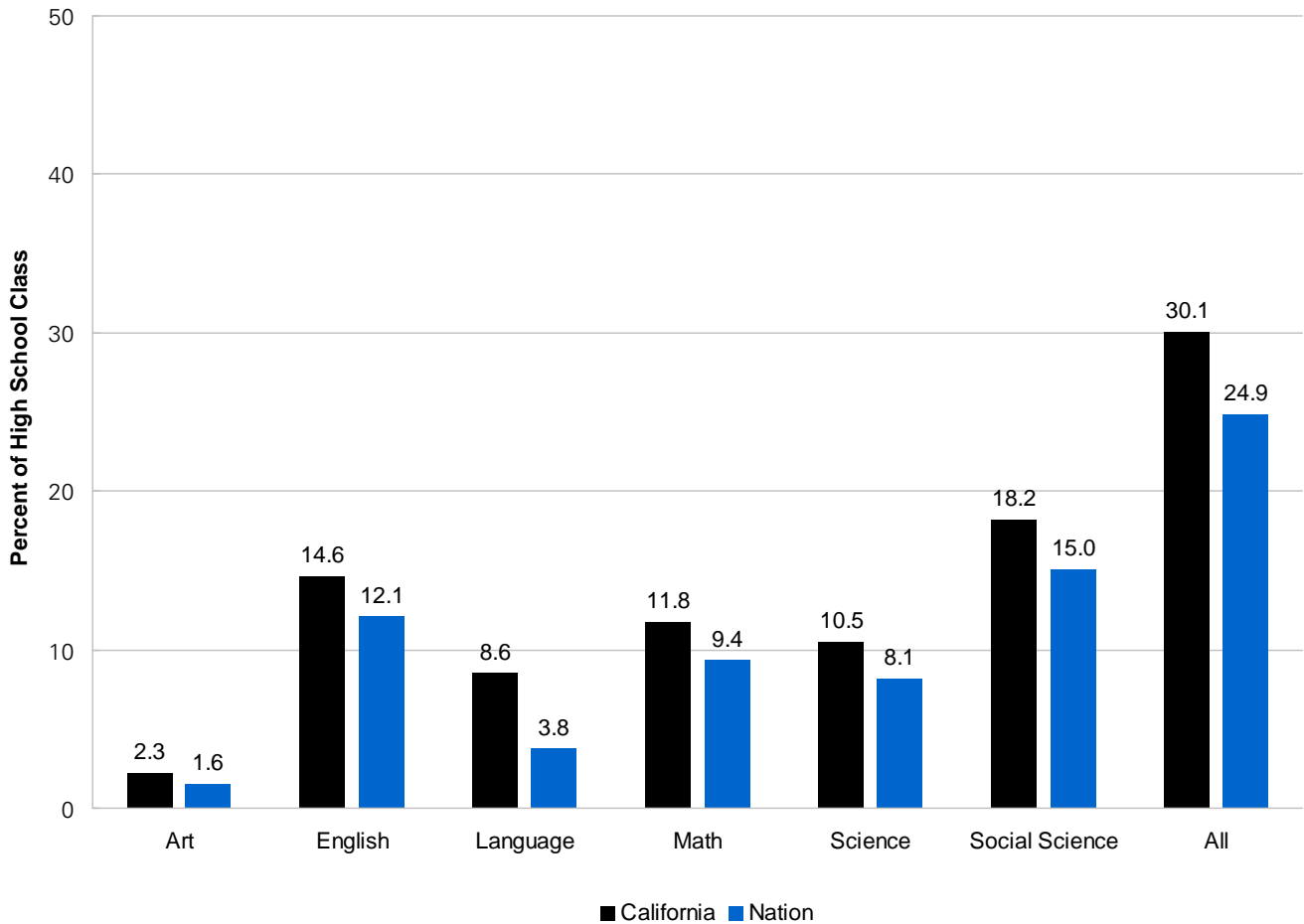
Please note that stated race/ethnicity options for AP do not equal 100; the additional AP race/ethnicity options not shown are “Other” and “Not Stated.”

California Public Schools: High School Class of 2007

AP Participation by Subject Area

- 30.1% of the public high school class of 2007 took at least one AP Exam during high school. This compares to 24.9% for the nation.
- 18.2% of the public high school class of 2007 took one or more social science AP Exams - more than in any other subject area.³

The Class of 2007: Percent of California Students Who Took an AP Exam During High School, by Subject Area, Compared to the Nation

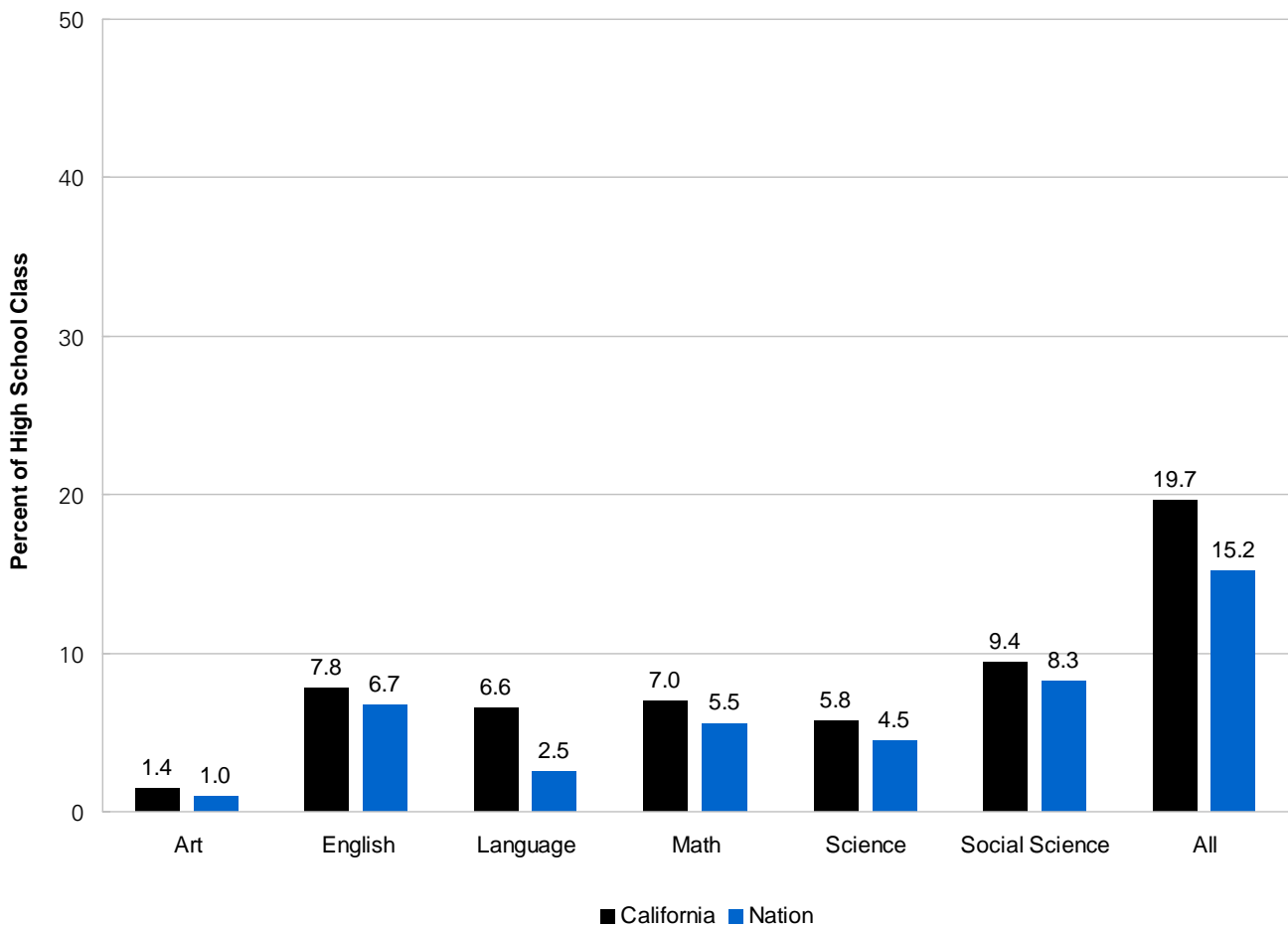


California Public Schools: High School Class of 2007

AP Equity and Excellence

- 19.7% of the public high school class of 2007 earned a 3 or higher on one or more AP Exams during high school. This compares to 15.2% for the nation.
- 9.4% of the public high school class of 2007 earned a 3 or higher on one or more social science AP Exams - more than in any other subject area.

The Class of 2007: Percent of California Students Who Earned at least one AP Exam Grade of 3 or Higher During High School, by Subject Area, Compared to the Nation

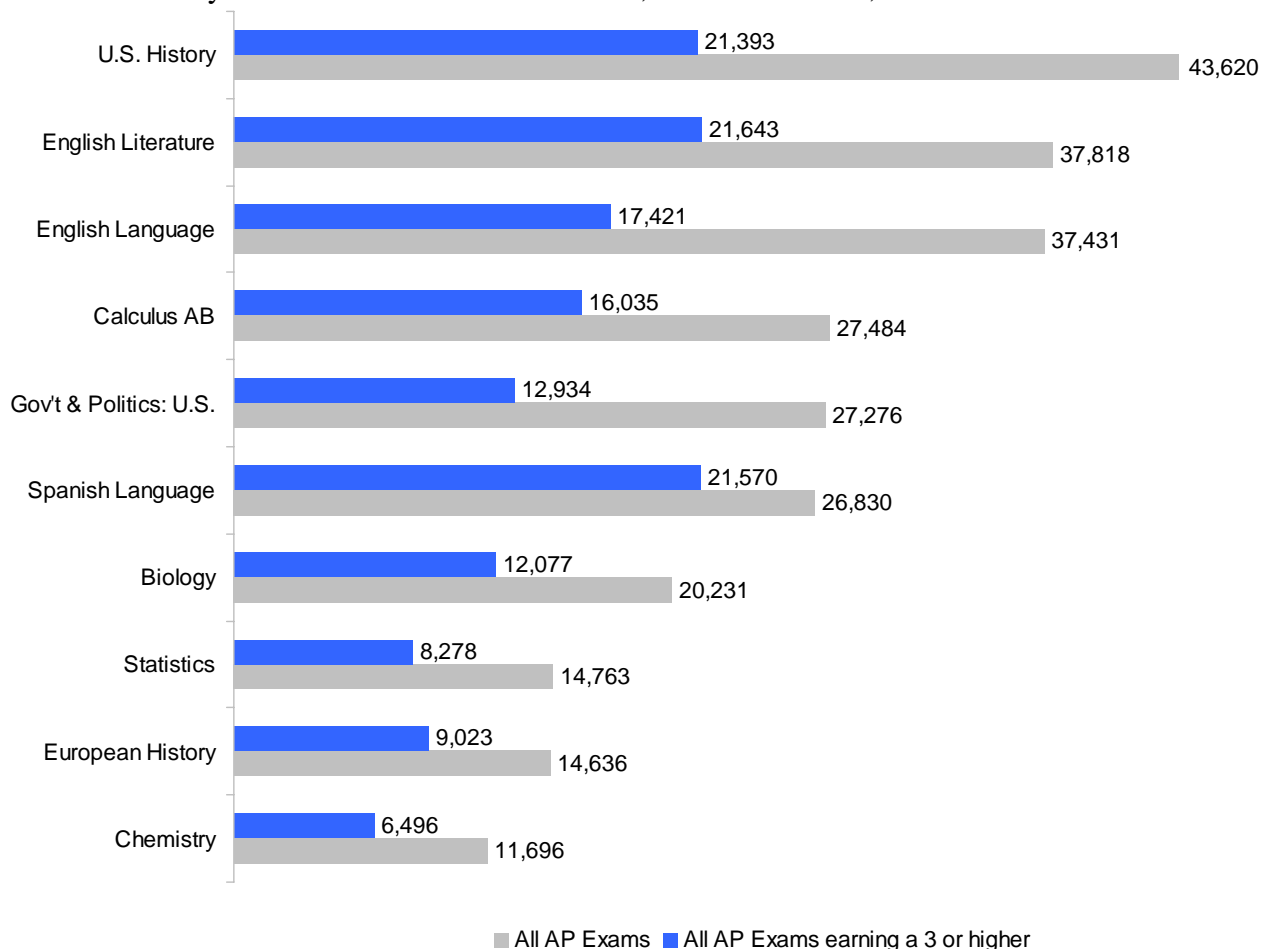


California Public Schools: High School Class of 2007

Most Popular Exams⁴

The Class of 2007: 10 Most Popular Exams in California

| Rank | Exam | # of Exams | # of Exams with Scores of 3 or Higher |
|------|------------------------------------|------------|---------------------------------------|
| 1 | United States History | 43,620 | 21,393 |
| 2 | English Literature and Composition | 37,818 | 21,643 |
| 3 | English Language and Composition | 37,431 | 17,421 |
| 4 | Calculus AB | 27,484 | 16,035 |
| 5 | Government and Politics: U.S. | 27,276 | 12,934 |
| 6 | Spanish Language | 26,830 | 21,570 |
| 7 | Biology | 20,231 | 12,077 |
| 8 | Statistics | 14,763 | 8,278 |
| 9 | European History | 14,636 | 9,023 |
| 10 | Chemistry | 11,696 | 6,496 |

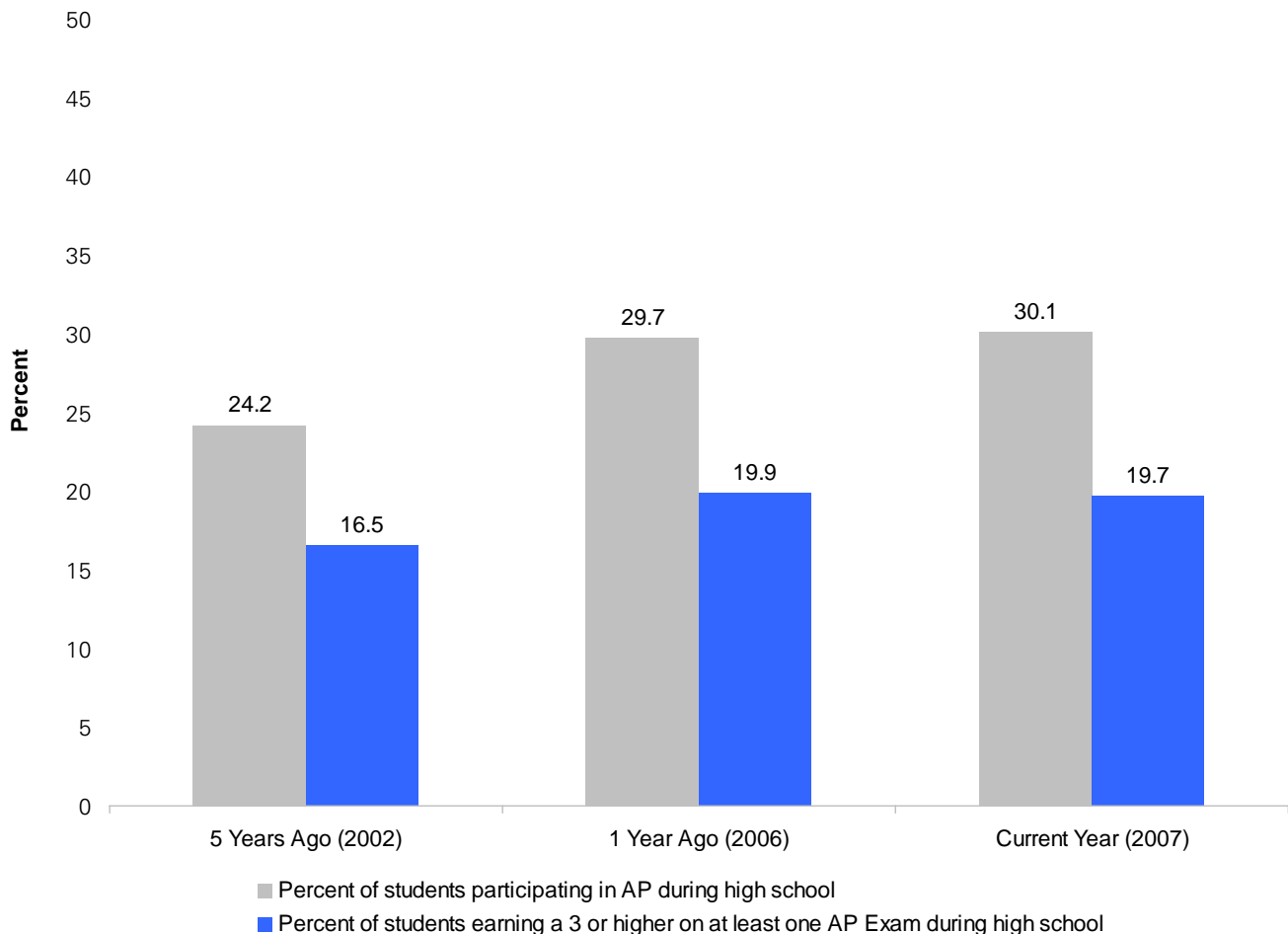


California Public Schools: High School Classes of 2002, 2006, and 2007

All Students

- 110,620 students from the public high school class of 2007 took at least one AP Exam during high school compared to 106,345 in the 2006 cohort and 78,795 in the 2002 cohort.
- 72,314 students from the public high school class of 2007 earned a 3 or higher on at least one AP Exam during high school compared to 71,215 in the 2006 cohort and 53,790 in the 2002 cohort.

California Public High School Graduates: AP Participation and Performance 2002-2007

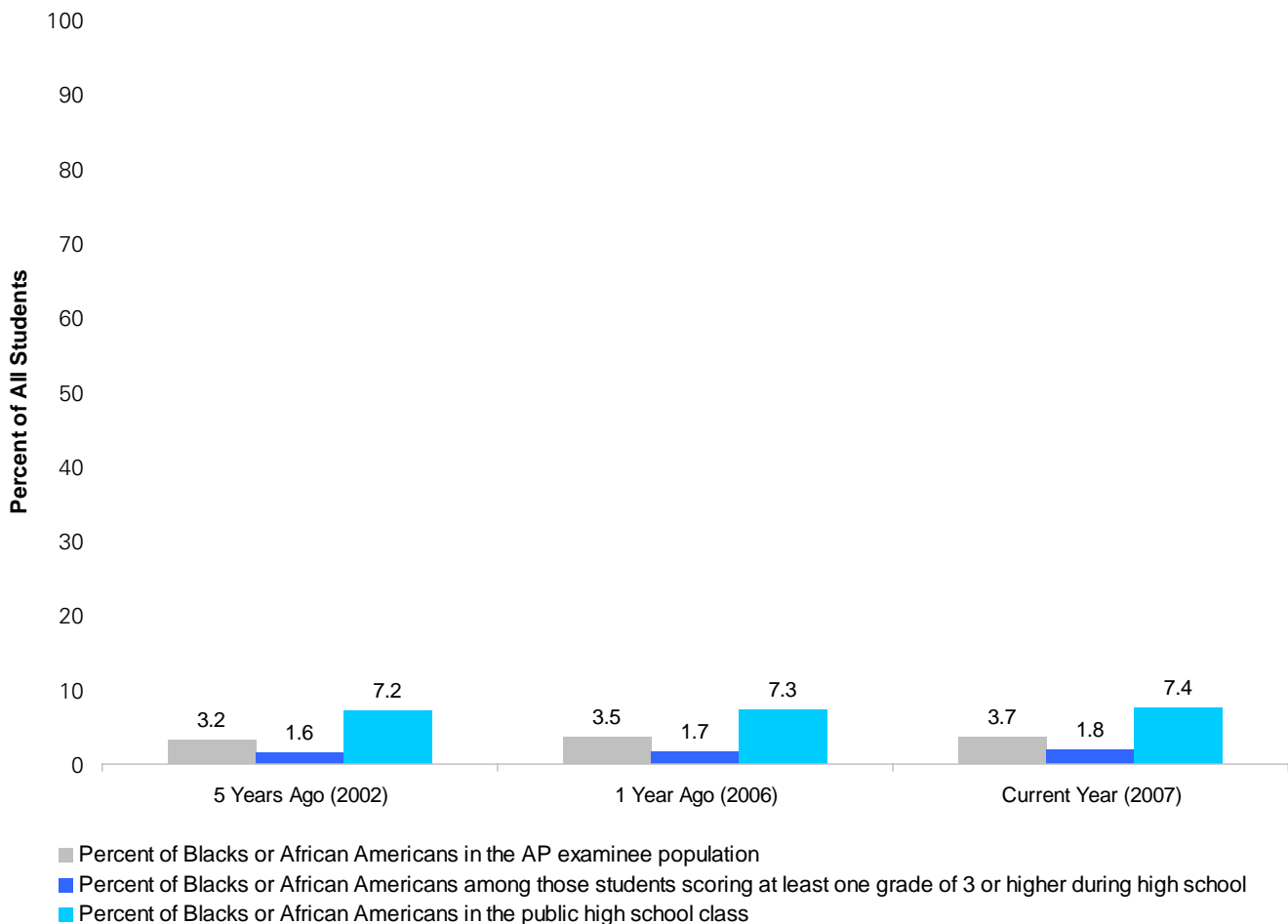


California Public Schools: High School Classes of 2002, 2006, and 2007

Black or African-American Students

- 4,038 Black or African American students from the public high school class of 2007 took at least one AP Exam during high school compared to 3,744 in the 2006 cohort and 2,525 in the 2002 cohort.
- 1,313 Black or African American students from the public high school class of 2007 earned a 3 or higher on at least one AP Exam during high school compared to 1,184 in the 2006 cohort and 857 in the 2002 cohort.

Black or African American Students AP Participation and Performance 2002-2007

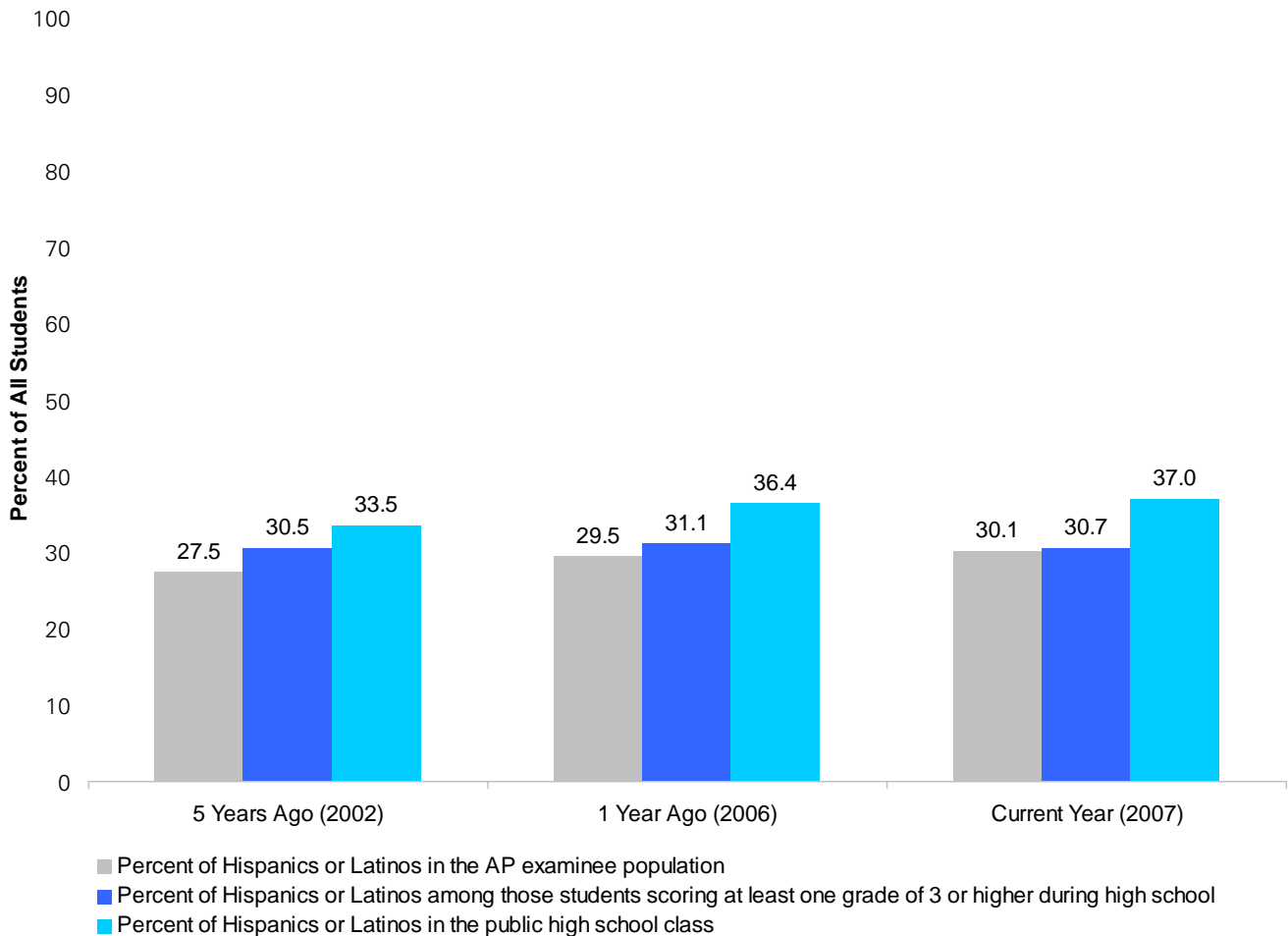


California Public Schools: High School Classes of 2002, 2006, and 2007

Hispanic or Latino Students

- 33,336 Hispanic or Latino students from the public high school class of 2007 took at least one AP Exam during high school compared to 31,419 in the 2006 cohort and 21,676 in the 2002 cohort.
- 22,165 Hispanic or Latino students from the public high school class of 2007 earned a 3 or higher on at least one AP Exam during high school compared to 22,175 in the 2006 cohort and 16,398 in the 2002 cohort.

Hispanic or Latino Students AP Participation and Performance 2002-2007

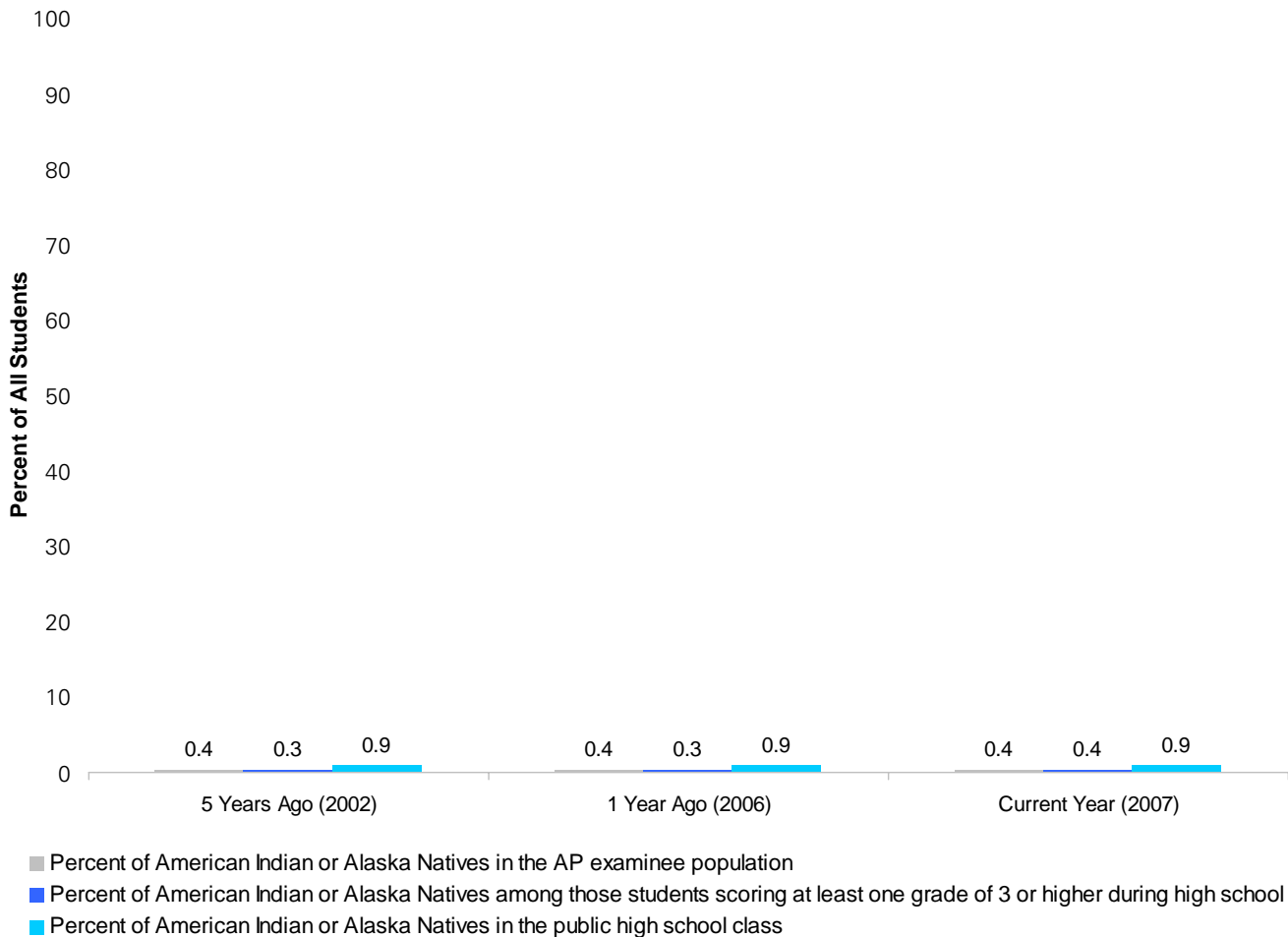


California Public Schools: High School Classes of 2002, 2006, and 2007

American Indian or Alaska Native Students

- 484 American Indian or Alaska Native students from the public high school class of 2007 took at least one AP Exam during high school compared to 442 in the 2006 cohort and 335 in the 2002 cohort.
- 254 American Indian or Alaska Native students from the public high school class of 2007 earned a 3 or higher on at least one AP Exam during high school compared to 228 in the 2006 cohort and 170 in the 2002 cohort.

American Indian or Alaska Native Students AP Participation and Performance 2002-2007

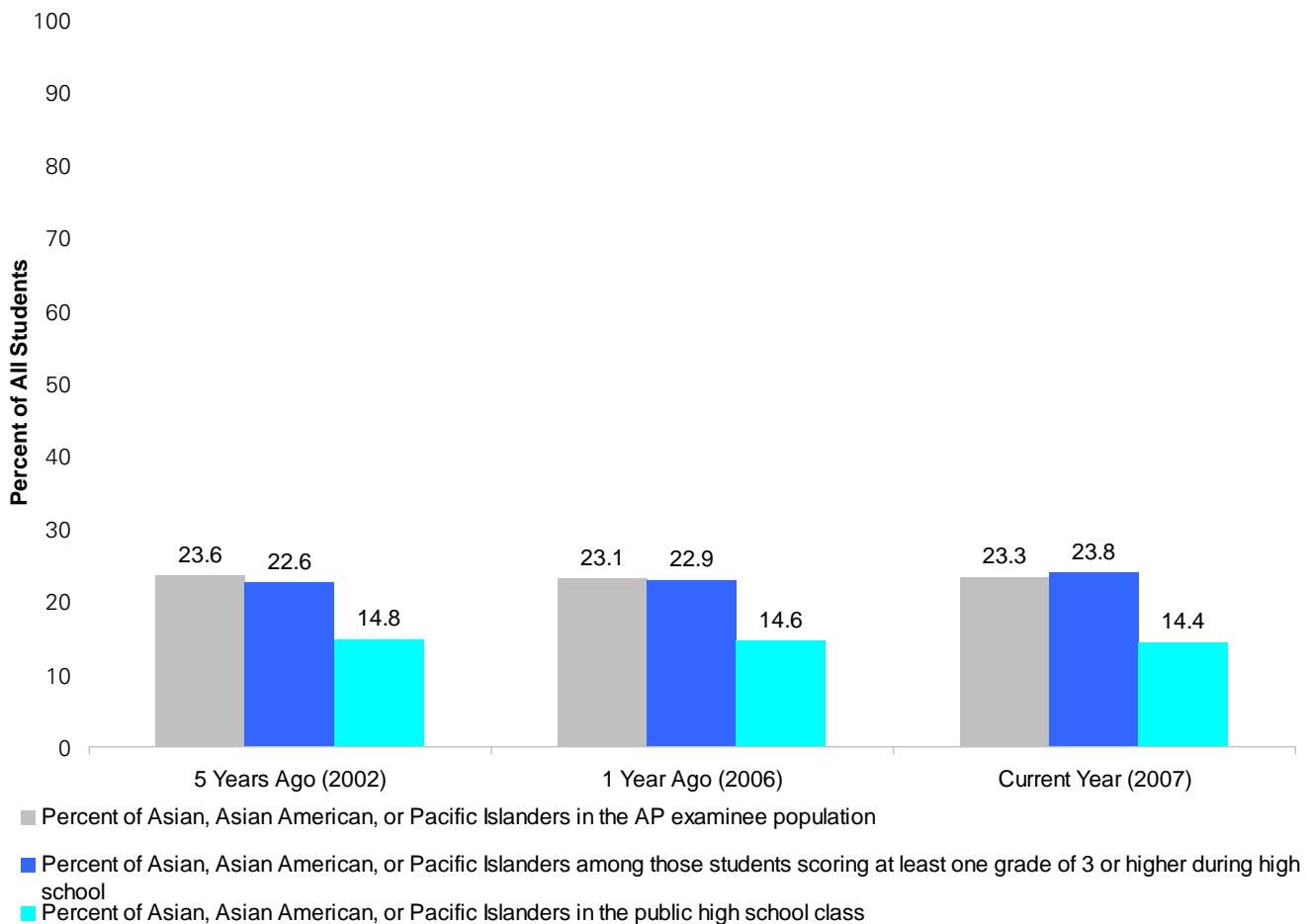


California Public Schools: High School Classes of 2002, 2006, and 2007

Asian, Asian American, or Pacific Islander Students

- 25,809 Asian, Asian American, or Pacific Islander students from the public high school class of 2007 took at least one AP Exam during high school compared to 24,534 in the 2006 cohort and 18,623 in the 2002 cohort.
- 17,240 Asian, Asian American, or Pacific Islander students from the public high school class of 2007 earned a 3 or higher on at least one AP Exam during high school compared to 16,343 in the 2006 cohort and 12,142 in the 2002 cohort.

Asian, Asian American, or Pacific Islander Students AP Participation and Performance 2002-2007

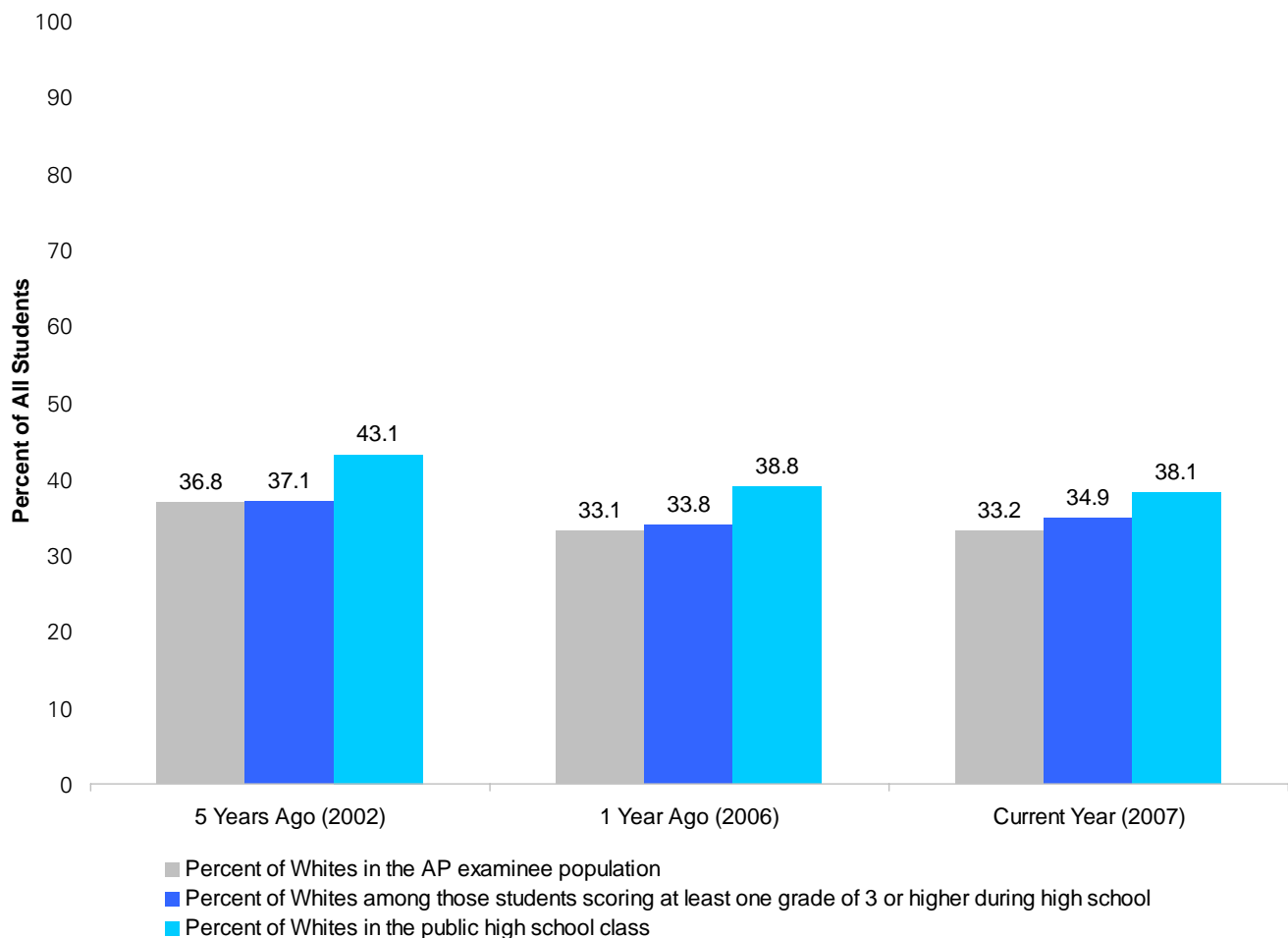


California Public Schools: High School Classes of 2002, 2006, and 2007

White Students

- 36,758 White students from the public high school class of 2007 took at least one AP Exam during high school compared to 35,172 in the 2006 cohort and 29,001 in the 2002 cohort.
- 25,205 White students from the public high school class of 2007 earned a 3 or higher on at least one AP Exam during high school compared to 24,087 in the 2006 cohort and 19,950 in the 2002 cohort.

White Students AP Participation and Performance in California: 2002- 2007



Notes

1. The “public high school class of 2007” is the overall number of public school students graduating from high school in 2007, as projected in *Knocking at the College Door* (2003), Western Interstate Commission for Higher Education.
2. “Equity and excellence” indicates that a student has earned at least one AP Exam grade of 3 or higher in one or more AP Exams during high school.
3. Science is composed of Biology, Chemistry, Environmental Science, Physics B, Physics C: Electricity & Magnetism, and Physics C: Mechanics. Math is composed of Calculus AB, Calculus BC, Computer Science A, Computer Science AB, and Statistics. English is composed of English Language and Composition and English Literature and Composition. Social Science is composed of Macroeconomics, Microeconomics, European History, Government and Politics: Comparative, Government and Politics: United States, Human Geography, Psychology, United States History, and World History. Art is composed of Art History, Music Theory, Studio Art: 2-D Design, Studio Art: 3-D Design, and Studio Art: Drawing. Language is composed of Chinese Language and Culture, French Literature, French Language, German Language, Italian Language and Culture, Japanese Language and Culture, Latin Literature, Latin: Vergil, Spanish Language, and Spanish Literature.
4. “Most popular” is measured by the number of AP Exams taken; the number of exams earning a 3 or higher is not considered when ranking the 10 most popular AP Exams.