

The 4th AP[®] Annual Report to the Nation: Delaware Supplement

Part I: Current Year

AP Participation & Performance of the Public High School Class¹ of 2007

High School and AP Population by Race/Ethnicity	2
AP Participation by Subject Area.	3
AP Equity and Excellence ² by Subject Area	4
Ten Most Popular AP Exams.	5

Part II: 5-Year Trends

AP Participation & Performance of the Public High School Classes of 2002, 2006, and 2007

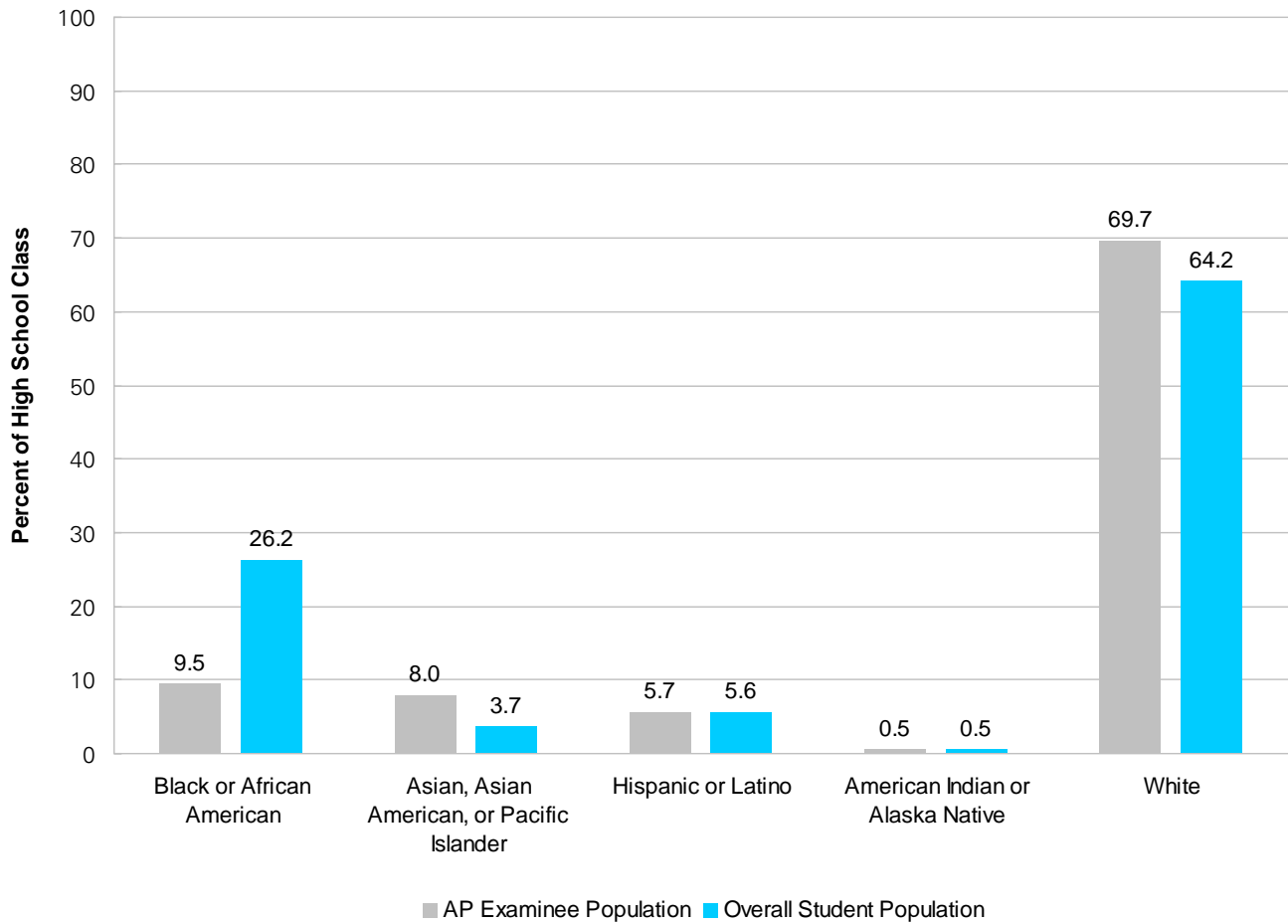
All Students	6
Black or African American Students	7
Hispanic or Latino Students	8
American Indian or Alaska Native Students.	9
Asian, Asian American, or Pacific Islander Students	10
White Students	11

Notes	12
------------------------	----

Delaware Public Schools: High School Class of 2007

High School and AP Population by Race/Ethnicity

The Class of 2007: Race/Ethnicity of AP Examinees vs. High School Seniors in Delaware



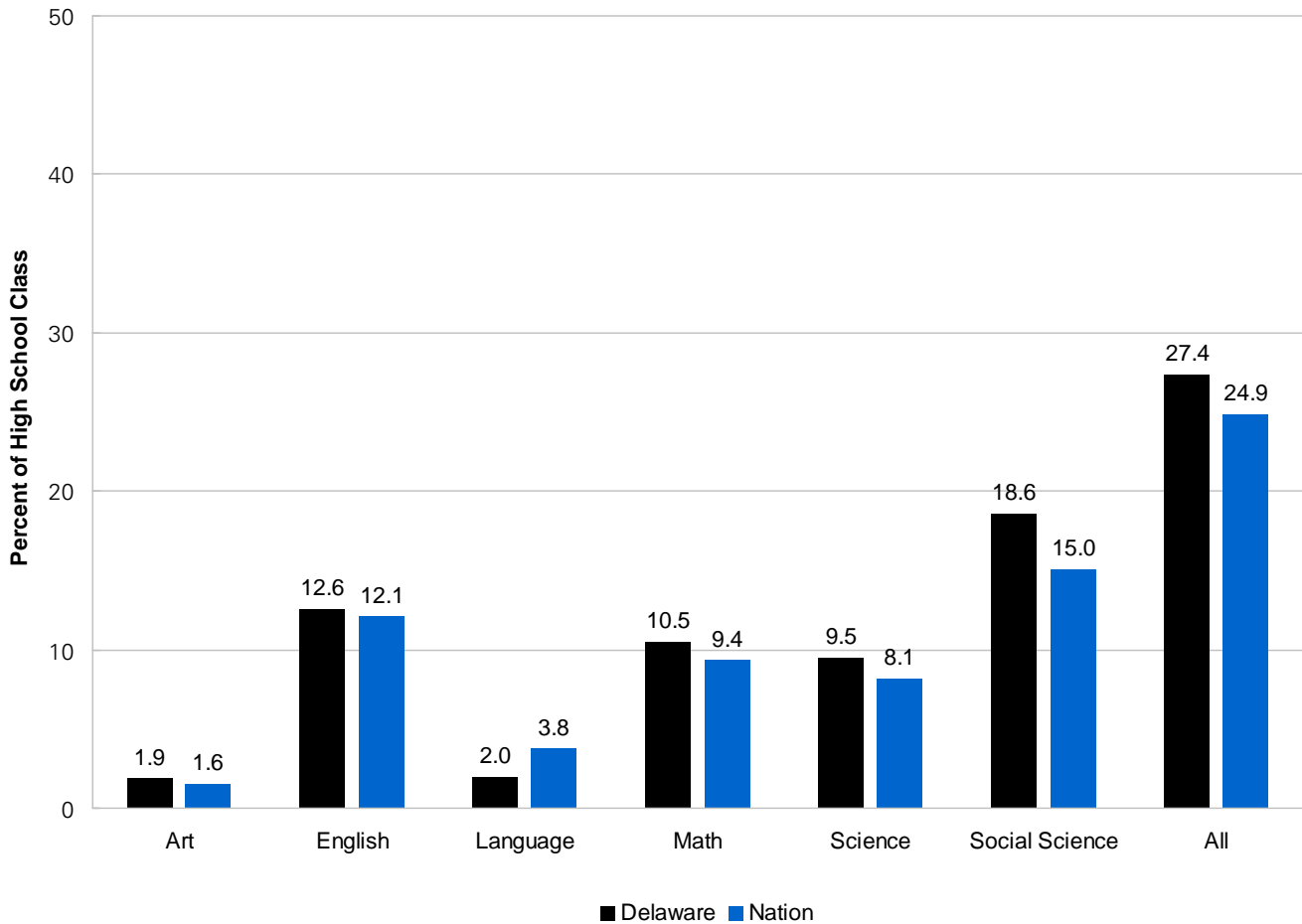
Please note that stated race/ethnicity options for AP do not equal 100; the additional AP race/ethnicity options not shown are “Other” and “Not Stated.”

Delaware Public Schools: High School Class of 2007

AP Participation by Subject Area

- 27.4% of the public high school class of 2007 took at least one AP Exam during high school. This compares to 24.9% for the nation.
- 18.6% of the public high school class of 2007 took one or more social science AP Exams - more than in any other subject area.³

The Class of 2007: Percent of Delaware Students Who Took an AP Exam During High School, by Subject Area, Compared to the Nation

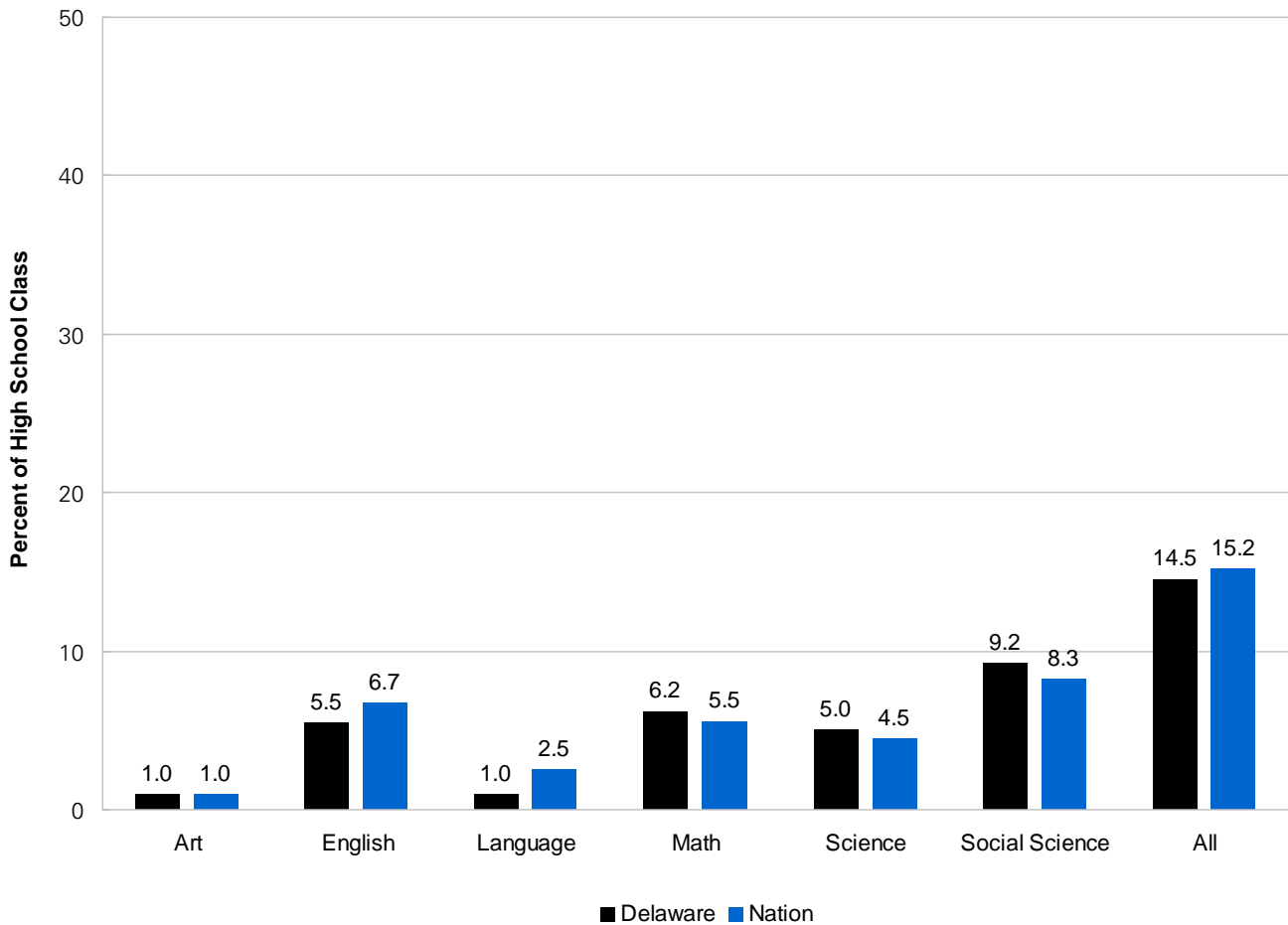


Delaware Public Schools: High School Class of 2007

AP Equity and Excellence

- 14.5% of the public high school class of 2007 earned a 3 or higher on one or more AP Exams during high school. This compares to 15.2% for the nation.
- 9.2% of the public high school class of 2007 earned a 3 or higher on one or more social science AP Exams - more than in any other subject area.

The Class of 2007: Percent of Delaware Students Who Earned at least one AP Exam Grade of 3 or Higher During High School, by Subject Area, Compared to the Nation

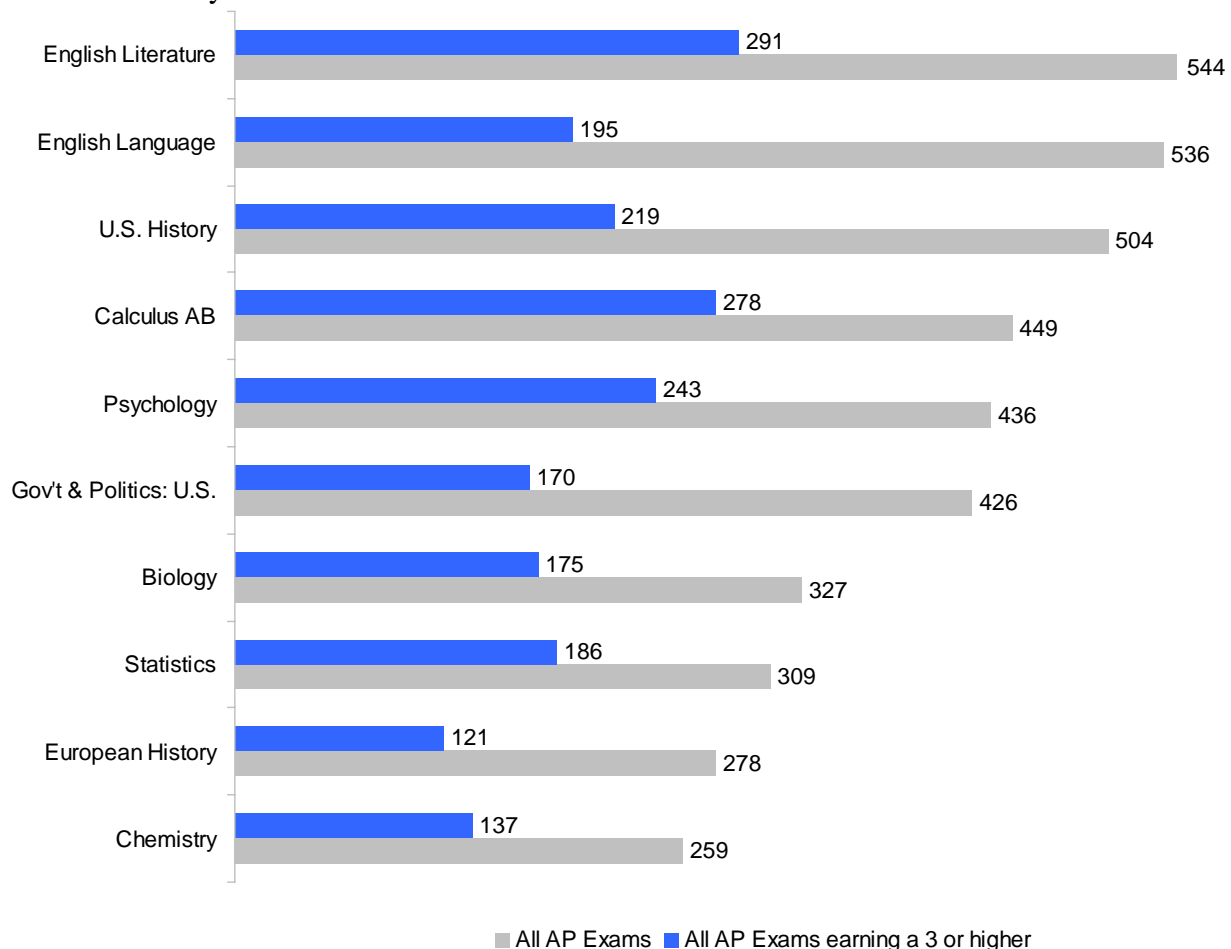


Delaware Public Schools: High School Class of 2007

Most Popular Exams⁴

The Class of 2007: 10 Most Popular Exams in Delaware

Rank	Exam	# of Exams	# of Exams with Scores of 3 or Higher
1	English Literature and Composition	544	291
2	English Language and Composition	536	195
3	United States History	504	219
4	Calculus AB	449	278
5	Psychology	436	243
6	Government and Politics: U.S.	426	170
7	Biology	327	175
8	Statistics	309	186
9	European History	278	121
10	Chemistry	259	137

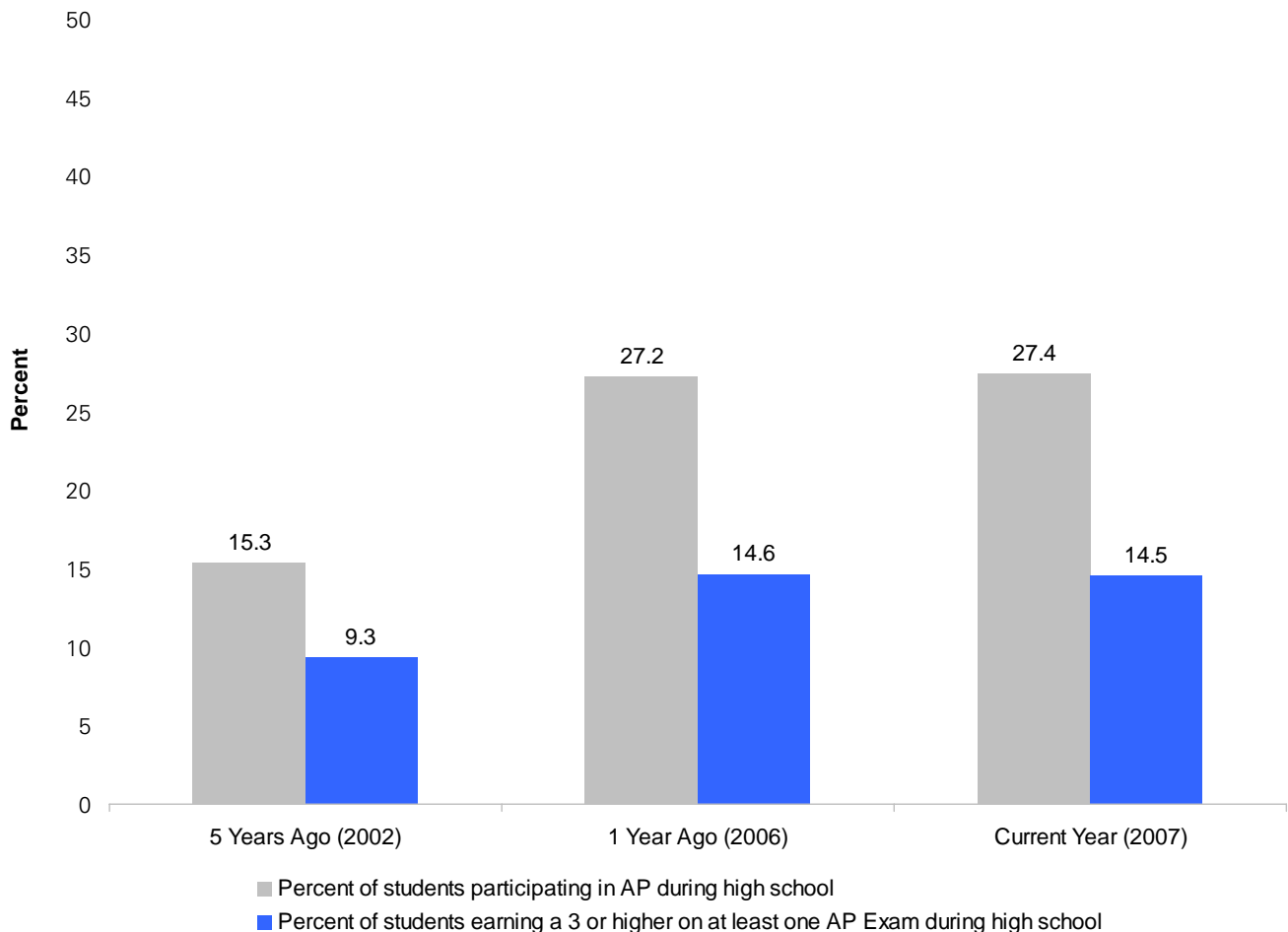


Delaware Public Schools: High School Classes of 2002, 2006, and 2007

All Students

- 1,843 students from the public high school class of 2007 took at least one AP Exam during high school compared to 1,890 in the 2006 cohort and 1,017 in the 2002 cohort.
- 979 students from the public high school class of 2007 earned a 3 or higher on at least one AP Exam during high school compared to 1,017 in the 2006 cohort and 617 in the 2002 cohort.

Delaware Public High School Graduates: AP Participation and Performance 2002-2007

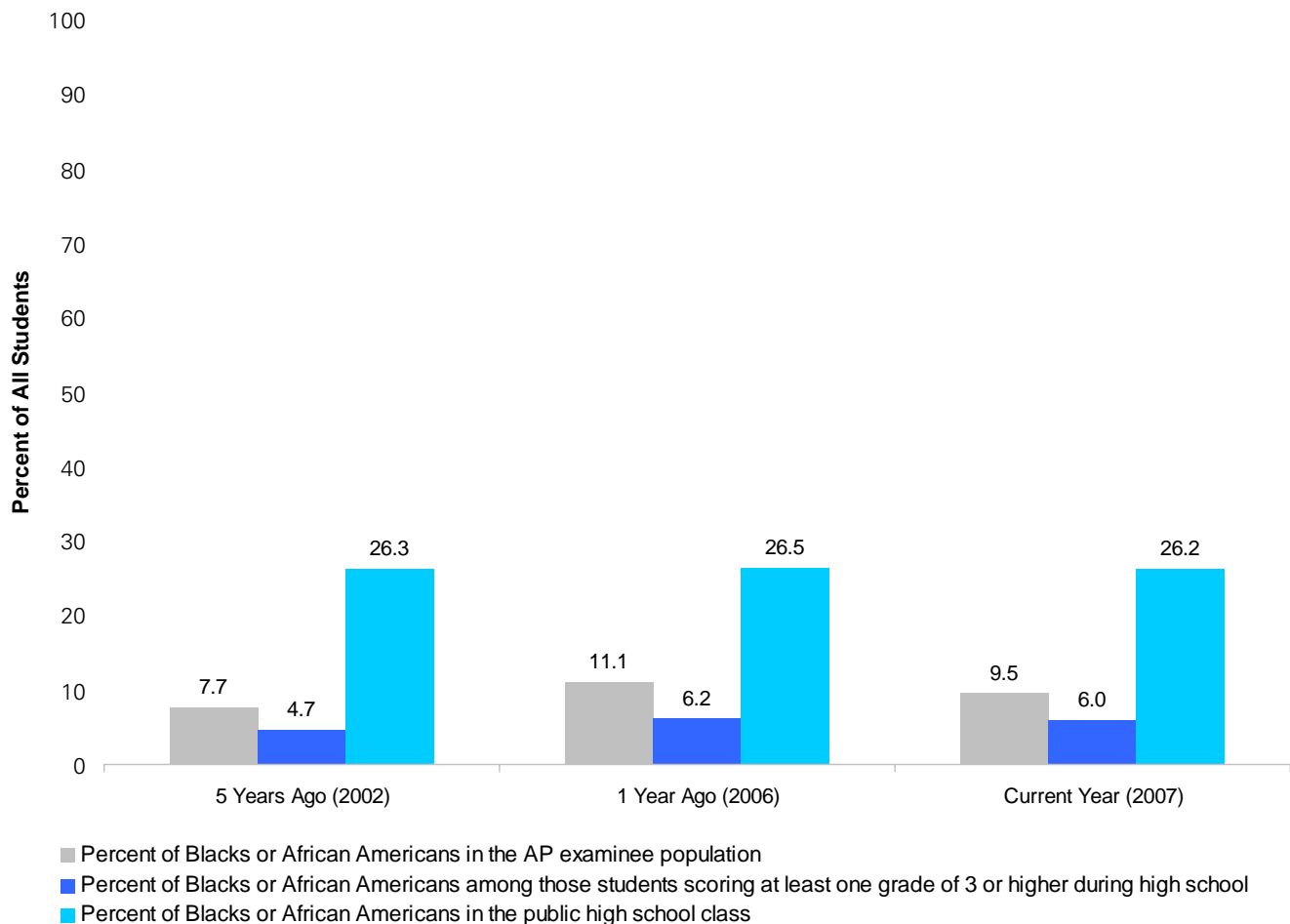


Delaware Public Schools: High School Classes of 2002, 2006, and 2007

Black or African-American Students

- 176 Black or African American students from the public high school class of 2007 took at least one AP Exam during high school compared to 209 in the 2006 cohort and 78 in the 2002 cohort.
- 59 Black or African American students from the public high school class of 2007 earned a 3 or higher on at least one AP Exam during high school compared to 63 in the 2006 cohort and 29 in the 2002 cohort.

Black or African American Students AP Participation and Performance 2002-2007

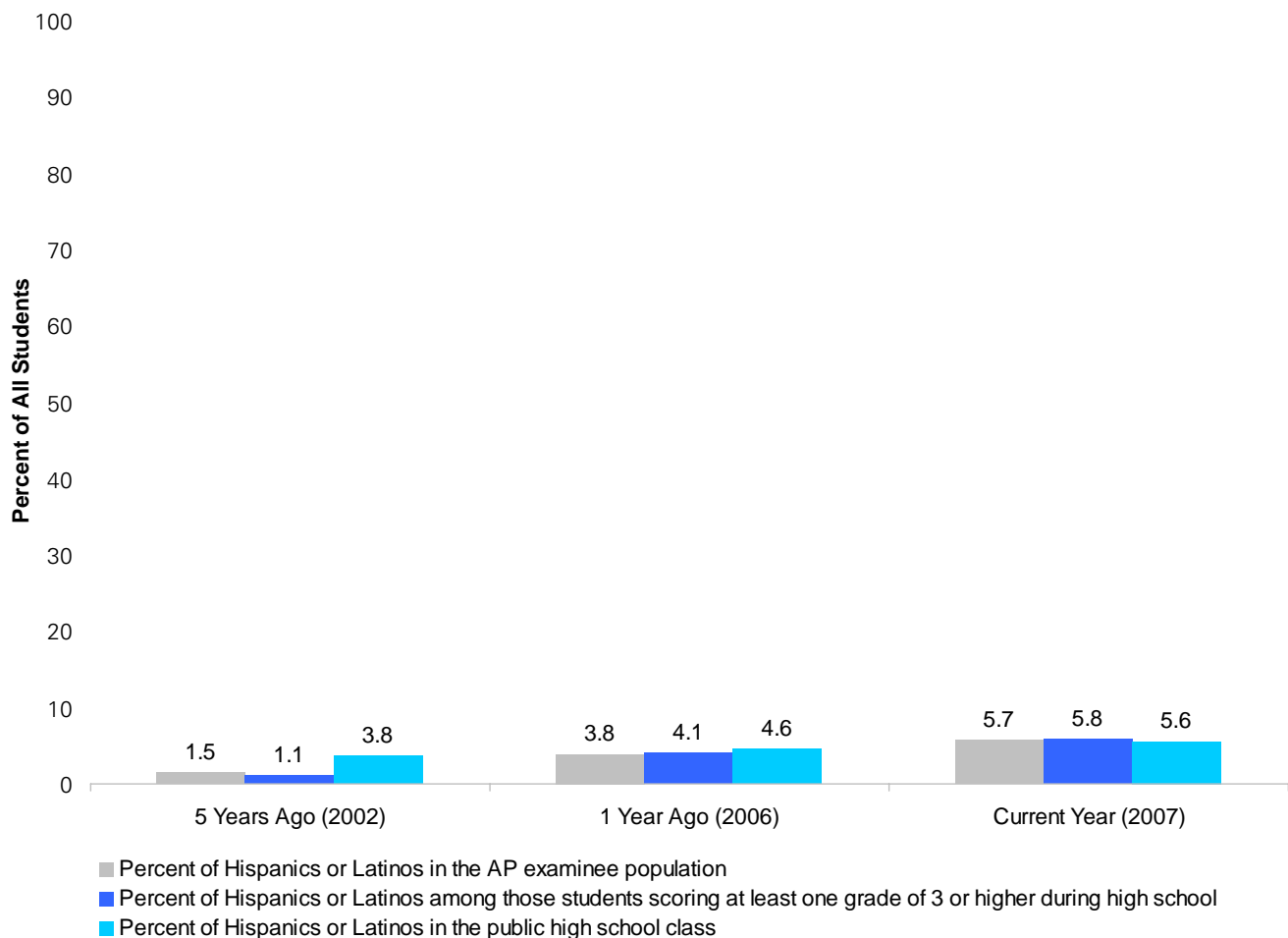


Delaware Public Schools: High School Classes of 2002, 2006, and 2007

Hispanic or Latino Students

- 105 Hispanic or Latino students from the public high school class of 2007 took at least one AP Exam during high school compared to 72 in the 2006 cohort and 15 in the 2002 cohort.
- 57 Hispanic or Latino students from the public high school class of 2007 earned a 3 or higher on at least one AP Exam during high school compared to 42 in the 2006 cohort and 7 in the 2002 cohort.

Hispanic or Latino Students AP Participation and Performance 2002-2007

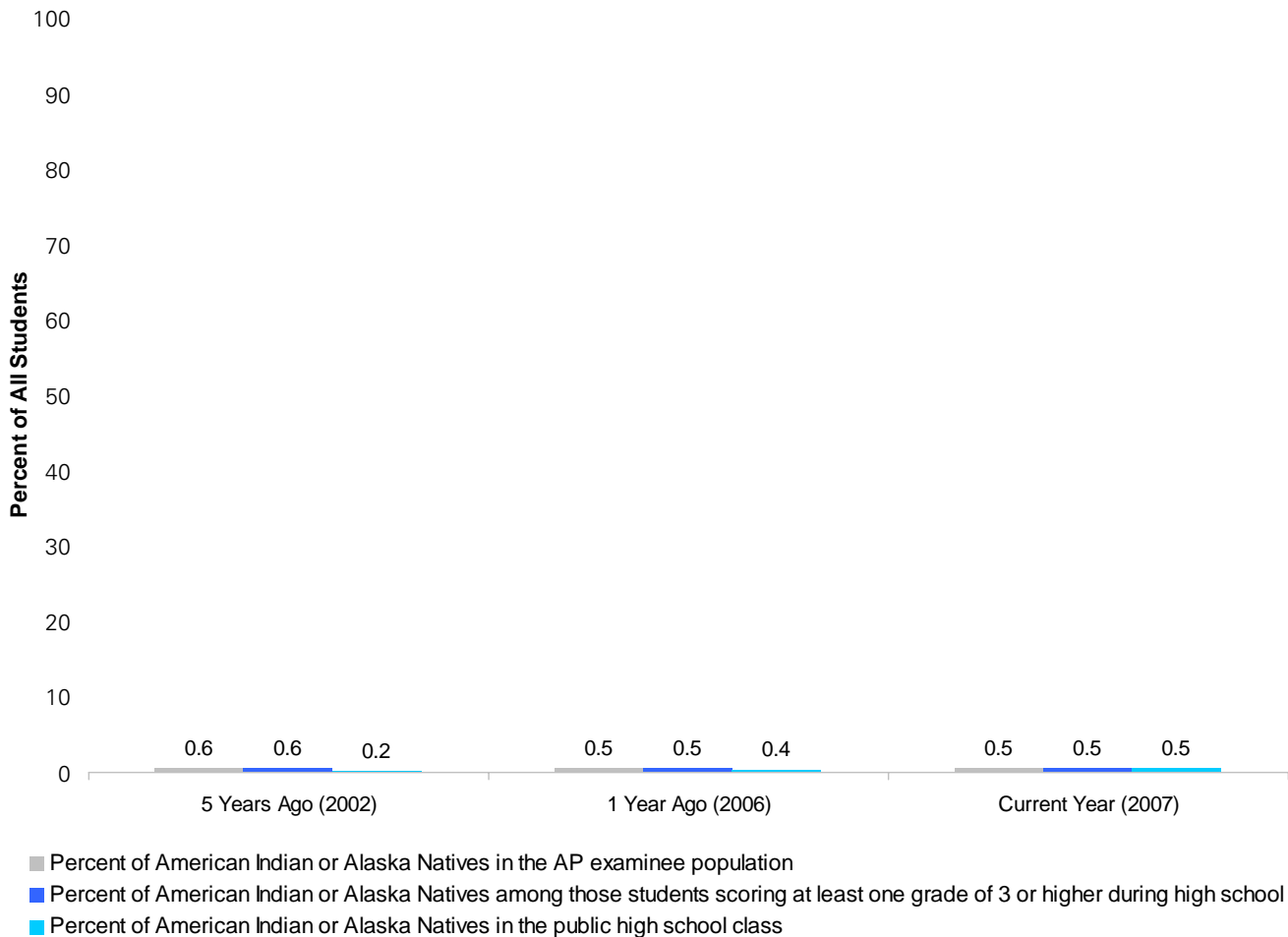


Delaware Public Schools: High School Classes of 2002, 2006, and 2007

American Indian or Alaska Native Students

- 10 American Indian or Alaska Native students from the public high school class of 2007 took at least one AP Exam during high school compared to 9 in the 2006 cohort and 6 in the 2002 cohort.
- 5 American Indian or Alaska Native students from the public high school class of 2007 earned a 3 or higher on at least one AP Exam during high school compared to 5 in the 2006 cohort and 4 in the 2002 cohort.

American Indian or Alaska Native Students AP Participation and Performance 2002-2007

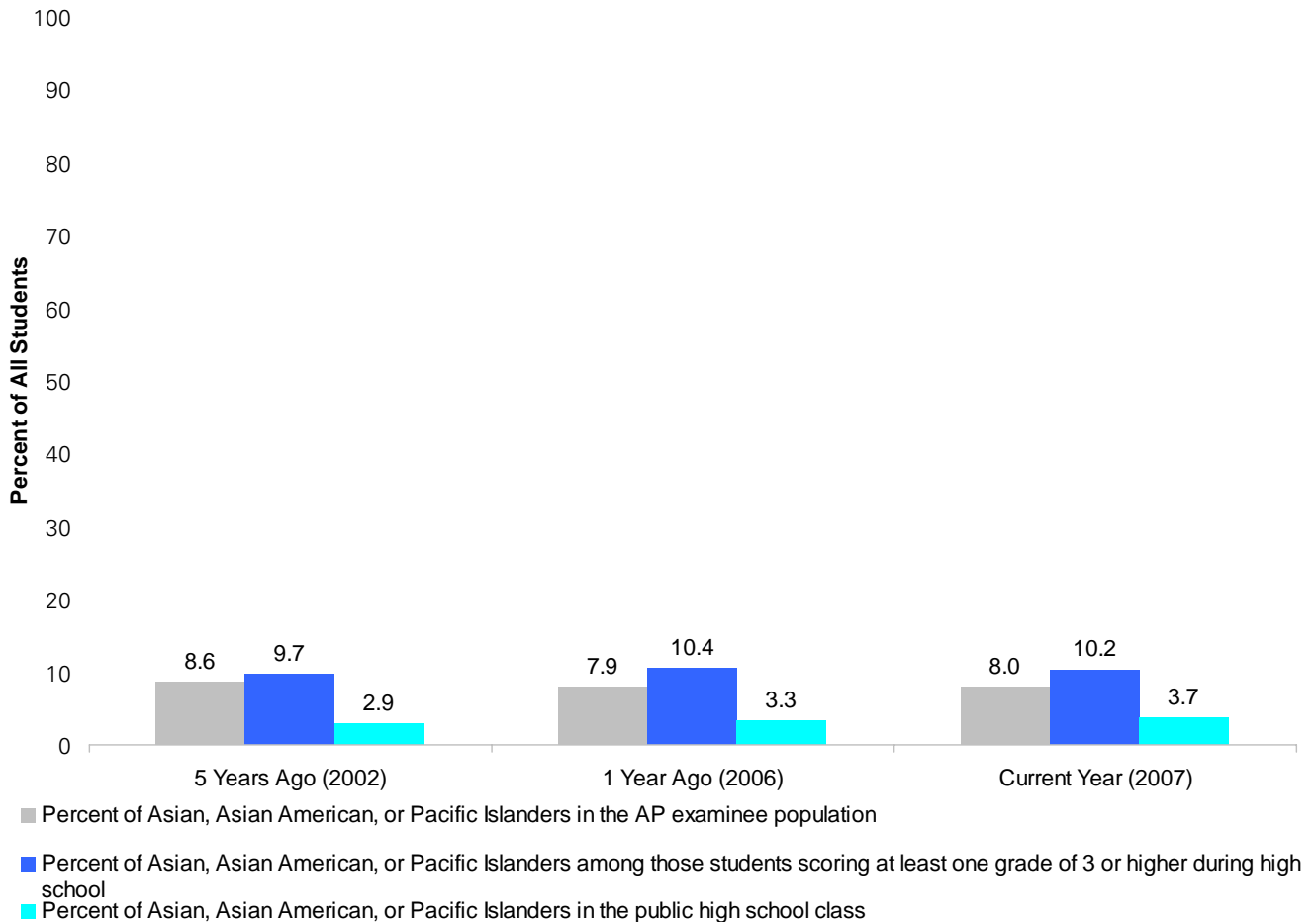


Delaware Public Schools: High School Classes of 2002, 2006, and 2007

Asian, Asian American, or Pacific Islander Students

- 147 Asian, Asian American, or Pacific Islander students from the public high school class of 2007 took at least one AP Exam during high school compared to 149 in the 2006 cohort and 87 in the 2002 cohort.
- 100 Asian, Asian American, or Pacific Islander students from the public high school class of 2007 earned a 3 or higher on at least one AP Exam during high school compared to 106 in the 2006 cohort and 60 in the 2002 cohort.

Asian, Asian American, or Pacific Islander Students AP Participation and Performance 2002-2007

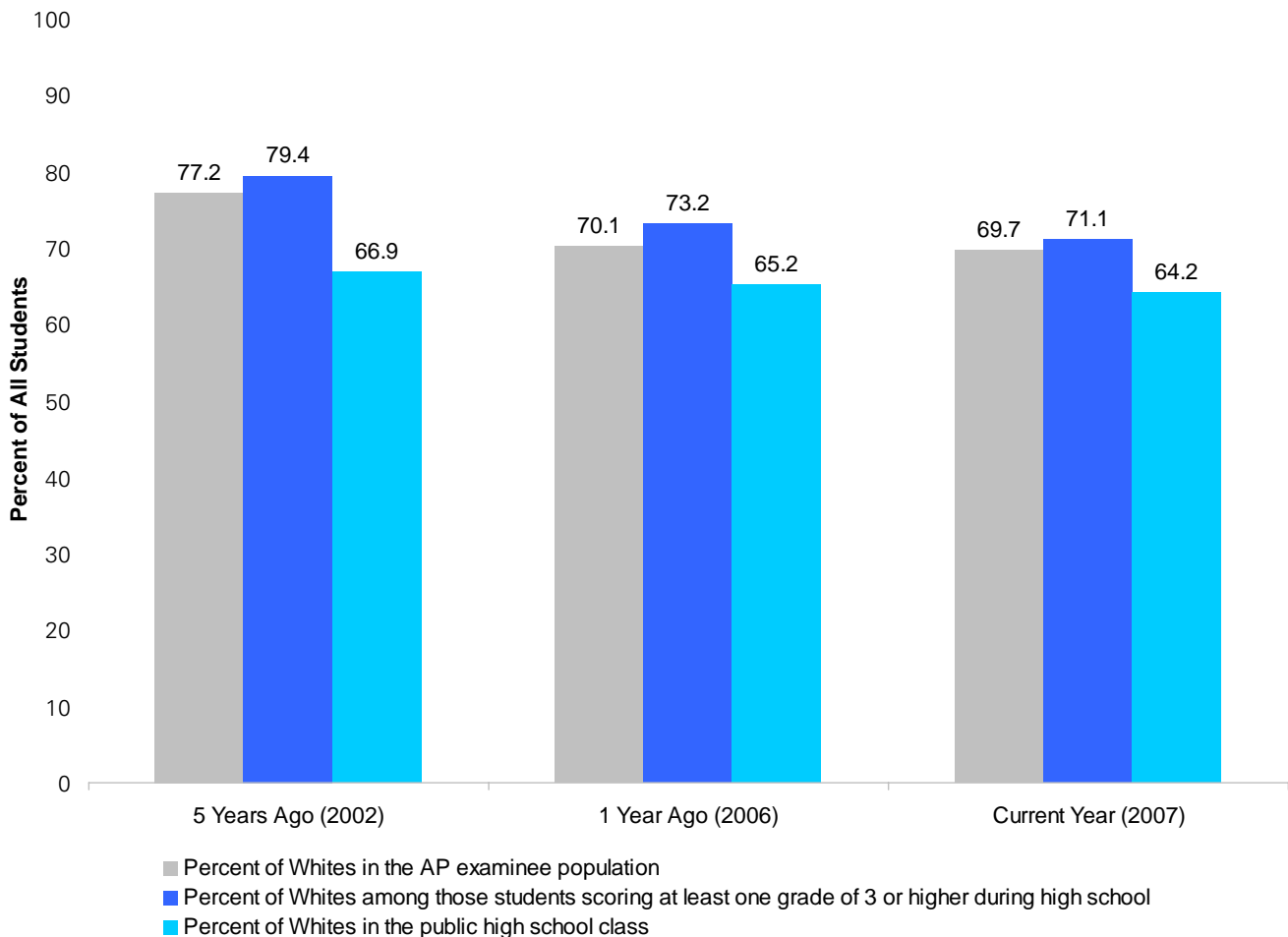


Delaware Public Schools: High School Classes of 2002, 2006, and 2007

White Students

- 1,284 White students from the public high school class of 2007 took at least one AP Exam during high school compared to 1,325 in the 2006 cohort and 785 in the 2002 cohort.
- 696 White students from the public high school class of 2007 earned a 3 or higher on at least one AP Exam during high school compared to 744 in the 2006 cohort and 490 in the 2002 cohort.

White Students AP Participation and Performance in Delaware: 2002- 2007



Notes

1. The “public high school class of 2007” is the overall number of public school students graduating from high school in 2007, as projected in *Knocking at the College Door* (2003), Western Interstate Commission for Higher Education.
2. “Equity and excellence” indicates that a student has earned at least one AP Exam grade of 3 or higher in one or more AP Exams during high school.
3. Science is composed of Biology, Chemistry, Environmental Science, Physics B, Physics C: Electricity & Magnetism, and Physics C: Mechanics. Math is composed of Calculus AB, Calculus BC, Computer Science A, Computer Science AB, and Statistics. English is composed of English Language and Composition and English Literature and Composition. Social Science is composed of Macroeconomics, Microeconomics, European History, Government and Politics: Comparative, Government and Politics: United States, Human Geography, Psychology, United States History, and World History. Art is composed of Art History, Music Theory, Studio Art: 2-D Design, Studio Art: 3-D Design, and Studio Art: Drawing. Language is composed of Chinese Language and Culture, French Literature, French Language, German Language, Italian Language and Culture, Japanese Language and Culture, Latin Literature, Latin: Vergil, Spanish Language, and Spanish Literature.
4. “Most popular” is measured by the number of AP Exams taken; the number of exams earning a 3 or higher is not considered when ranking the 10 most popular AP Exams.