

# The 4th AP<sup>®</sup> Annual Report to the Nation: Illinois Supplement

## Part I: Current Year

### AP Participation & Performance of the Public High School Class<sup>1</sup> of 2007

High School and AP Population by Race/Ethnicity . . . . .	2
AP Participation by Subject Area. . . . .	3
AP Equity and Excellence <sup>2</sup> by Subject Area . . . . .	4
Ten Most Popular AP Exams. . . . .	5

## Part II: 5-Year Trends

### AP Participation & Performance of the Public High School Classes of 2002, 2006, and 2007

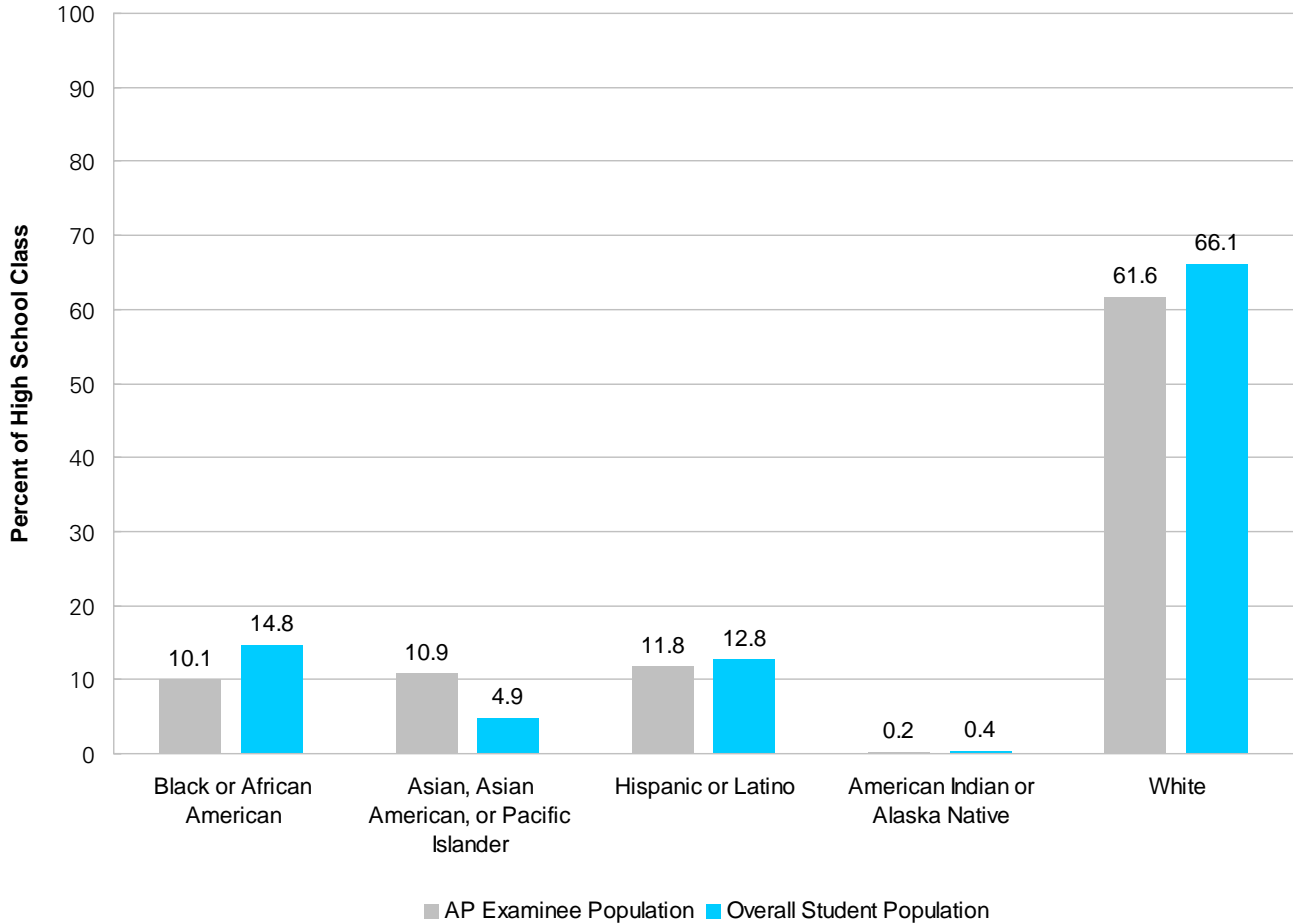
All Students . . . . .	6
Black or African American Students . . . . .	7
Hispanic or Latino Students . . . . .	8
American Indian or Alaska Native Students. . . . .	9
Asian, Asian American, or Pacific Islander Students . . . . .	10
White Students . . . . .	11

<b>Notes</b> . . . . .	12
------------------------	----

# Illinois Public Schools: High School Class of 2007

## High School and AP Population by Race/Ethnicity

The Class of 2007: Race/Ethnicity of AP Examinees vs. High School Seniors in Illinois



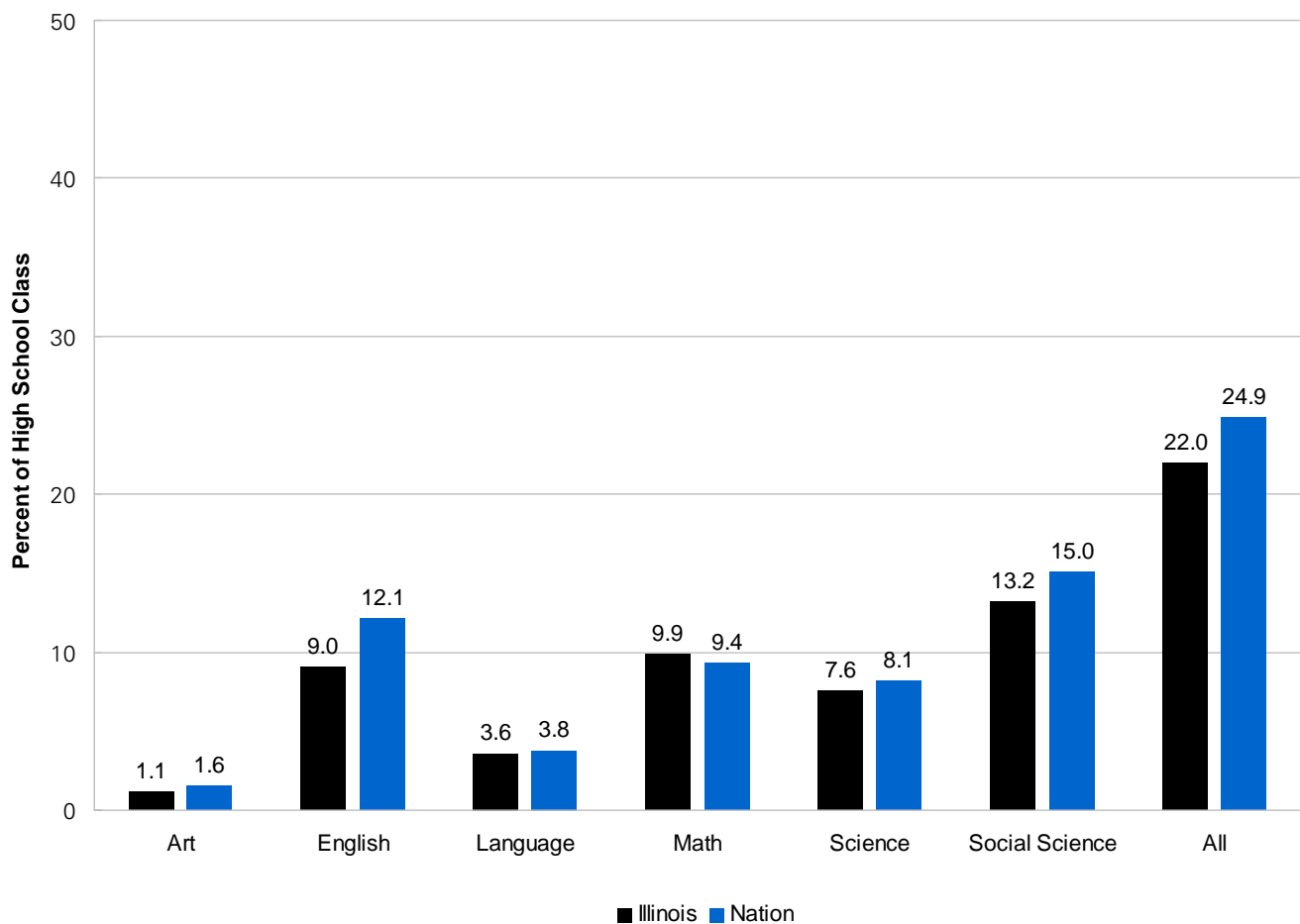
Please note that stated race/ethnicity options for AP do not equal 100; the additional AP race/ethnicity options not shown are “Other” and “Not Stated.”

# Illinois Public Schools: High School Class of 2007

## AP Participation by Subject Area

- 22.0% of the public high school class of 2007 took at least one AP Exam during high school. This compares to 24.9% for the nation.
- 13.2% of the public high school class of 2007 took one or more social science AP Exams - more than in any other subject area.<sup>3</sup>

The Class of 2007: Percent of Illinois Students Who Took an AP Exam During High School, by Subject Area, Compared to the Nation

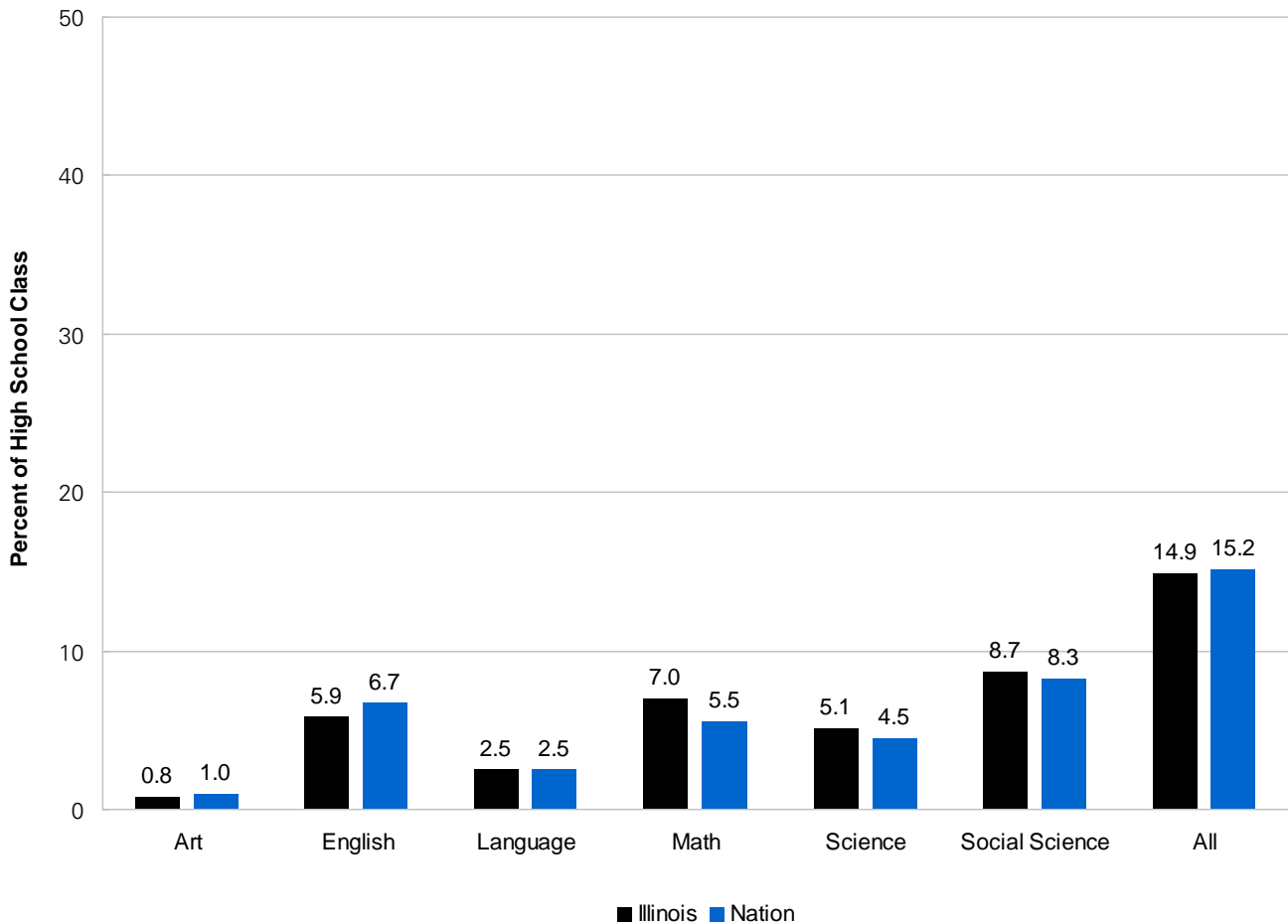


# Illinois Public Schools: High School Class of 2007

## AP Equity and Excellence

- 14.9% of the public high school class of 2007 earned a 3 or higher on one or more AP Exams during high school. This compares to 15.2% for the nation.
- 8.7% of the public high school class of 2007 earned a 3 or higher on one or more social science AP Exams - more than in any other subject area.

The Class of 2007: Percent of Illinois Students Who Earned at least one AP Exam Grade of 3 or Higher During High School, by Subject Area, Compared to the Nation

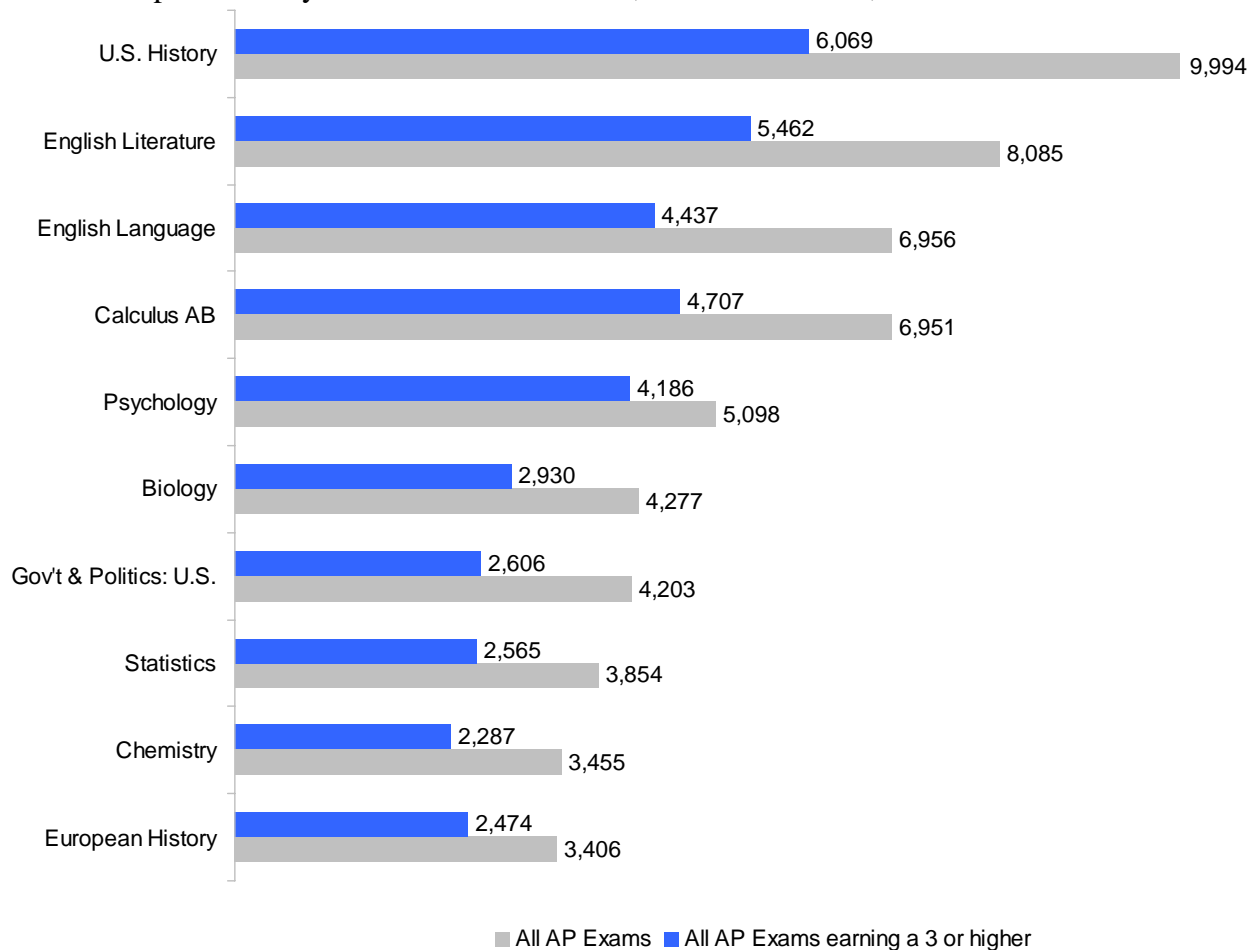


# Illinois Public Schools: High School Class of 2007

## Most Popular Exams<sup>4</sup>

The Class of 2007: 10 Most Popular Exams in Illinois

Rank	Exam	# of Exams	# of Exams with Scores of 3 or Higher
1	United States History	9,994	6,069
2	English Literature and Composition	8,085	5,462
3	English Language and Composition	6,956	4,437
4	Calculus AB	6,951	4,707
5	Psychology	5,098	4,186
6	Biology	4,277	2,930
7	Government and Politics: U.S.	4,203	2,606
8	Statistics	3,854	2,565
9	Chemistry	3,455	2,287
10	European History	3,406	2,474

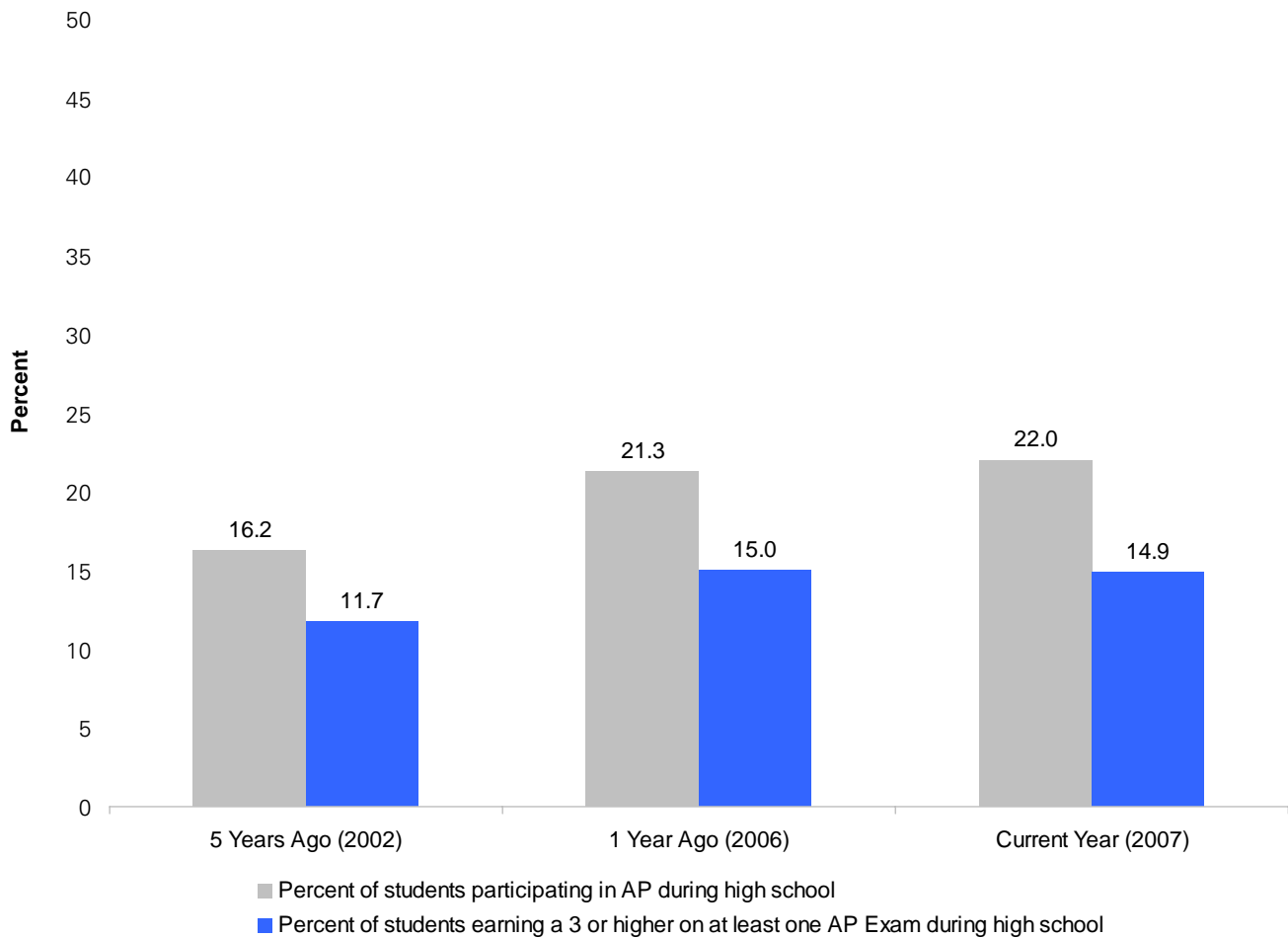


## Illinois Public Schools: High School Classes of 2002, 2006, and 2007

### All Students

- 27,793 students from the public high school class of 2007 took at least one AP Exam during high school compared to 25,712 in the 2006 cohort and 18,934 in the 2002 cohort.
- 18,862 students from the public high school class of 2007 earned a 3 or higher on at least one AP Exam during high school compared to 18,126 in the 2006 cohort and 13,693 in the 2002 cohort.

**Illinois Public High School Graduates: AP Participation and Performance 2002-2007**

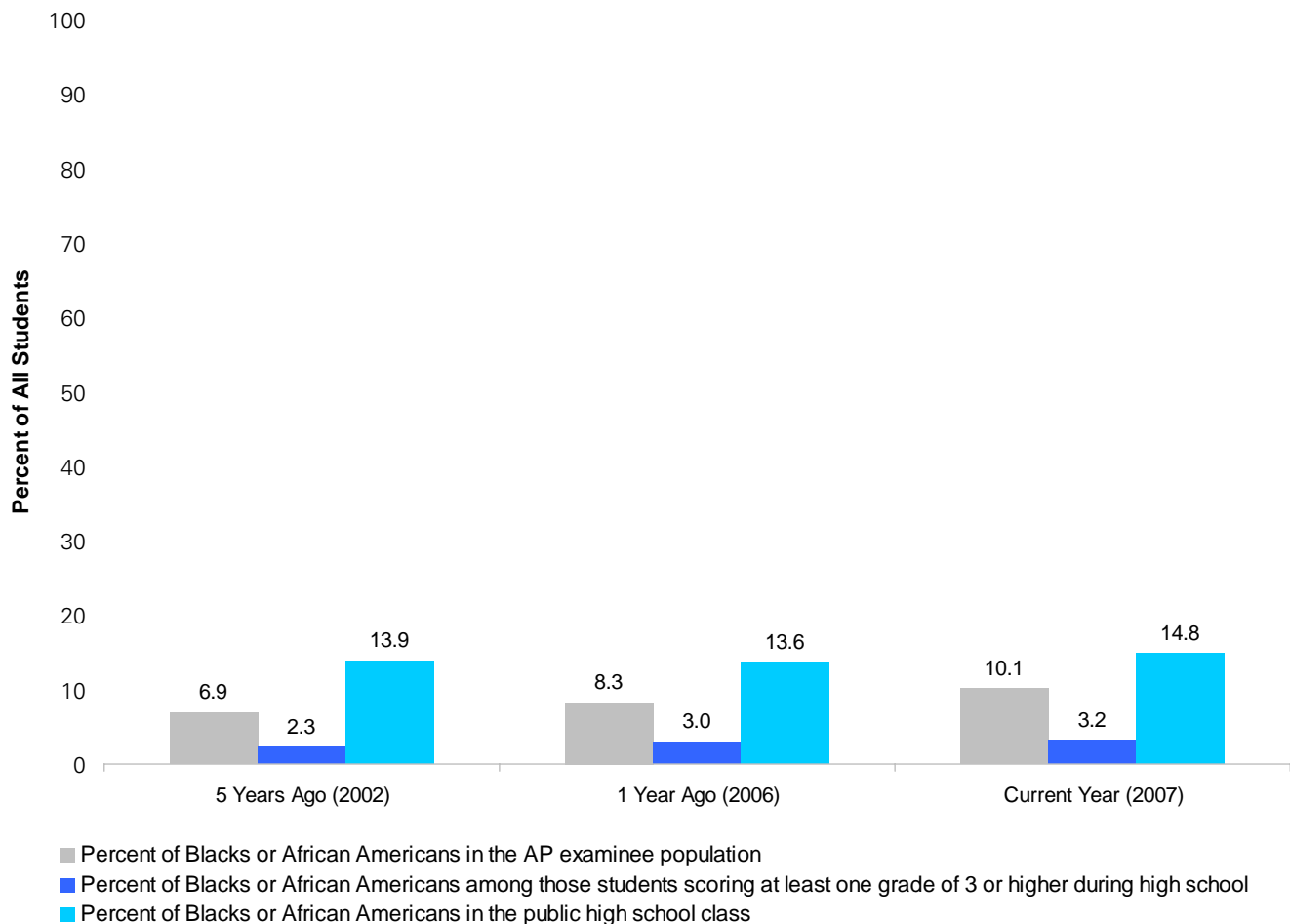


# Illinois Public Schools: High School Classes of 2002, 2006, and 2007

## Black or African-American Students

- 2,815 Black or African American students from the public high school class of 2007 took at least one AP Exam during high school compared to 2,128 in the 2006 cohort and 1,307 in the 2002 cohort.
- 602 Black or African American students from the public high school class of 2007 earned a 3 or higher on at least one AP Exam during high school compared to 545 in the 2006 cohort and 312 in the 2002 cohort.

**Black or African American Students AP Participation and Performance 2002-2007**

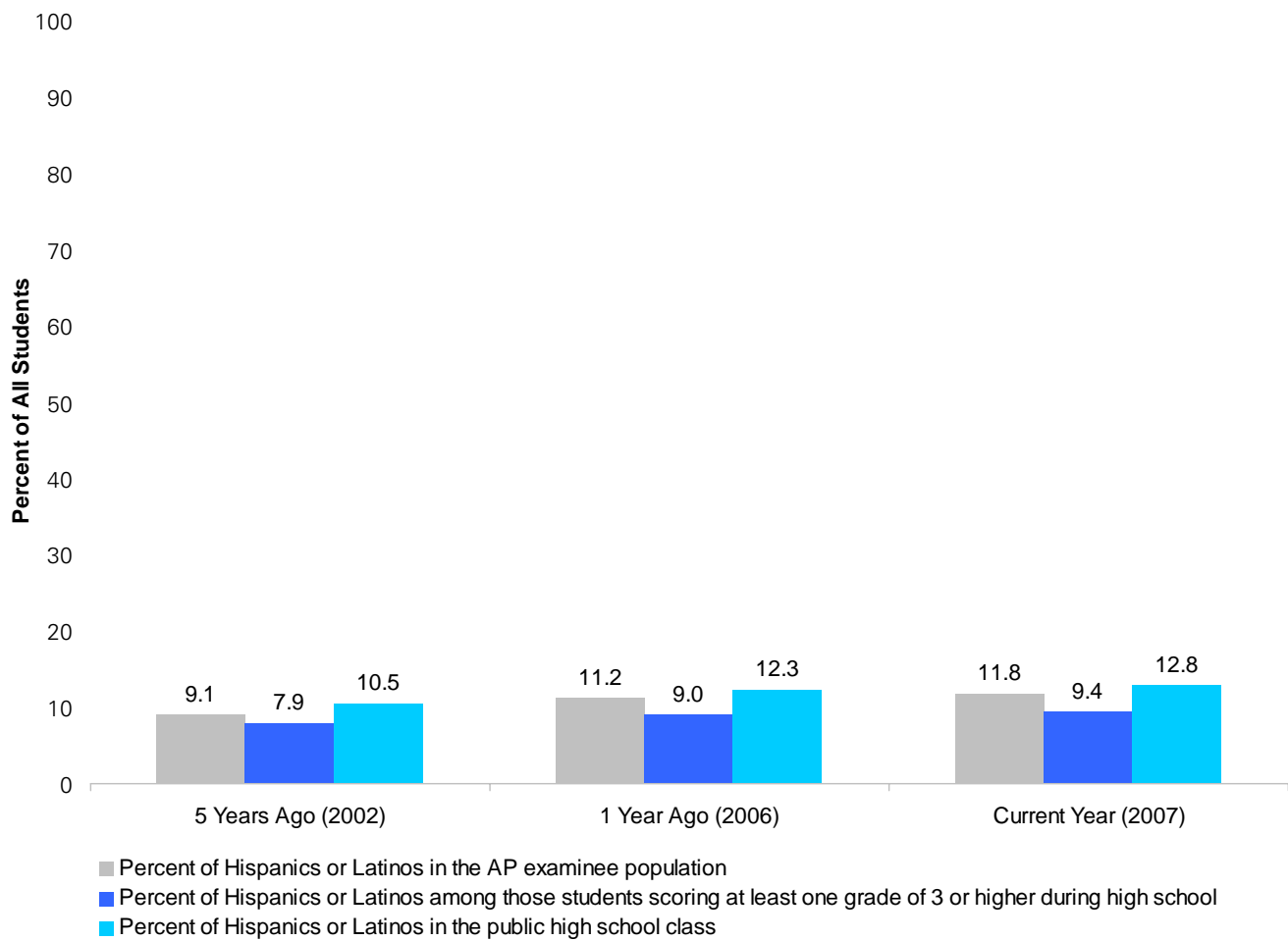


# Illinois Public Schools: High School Classes of 2002, 2006, and 2007

## Hispanic or Latino Students

- 3,275 Hispanic or Latino students from the public high school class of 2007 took at least one AP Exam during high school compared to 2,870 in the 2006 cohort and 1,716 in the 2002 cohort.
- 1,774 Hispanic or Latino students from the public high school class of 2007 earned a 3 or higher on at least one AP Exam during high school compared to 1,629 in the 2006 cohort and 1,076 in the 2002 cohort.

**Hispanic or Latino Students AP Participation and Performance 2002-2007**

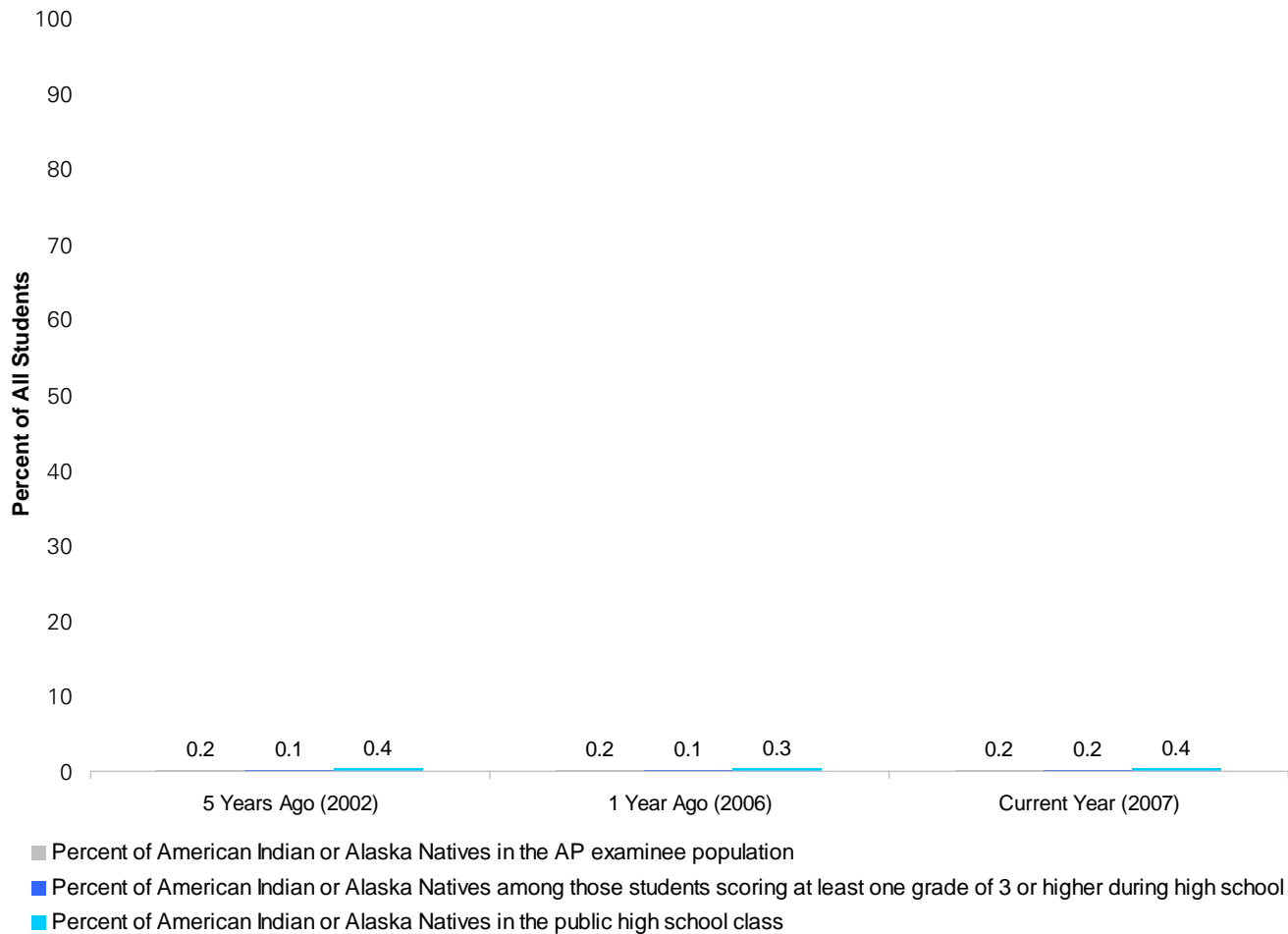


## Illinois Public Schools: High School Classes of 2002, 2006, and 2007

### American Indian or Alaska Native Students

- 60 American Indian or Alaska Native students from the public high school class of 2007 took at least one AP Exam during high school compared to 40 in the 2006 cohort and 36 in the 2002 cohort.
- 32 American Indian or Alaska Native students from the public high school class of 2007 earned a 3 or higher on at least one AP Exam during high school compared to 26 in the 2006 cohort and 20 in the 2002 cohort.

#### American Indian or Alaska Native Students AP Participation and Performance 2002-2007

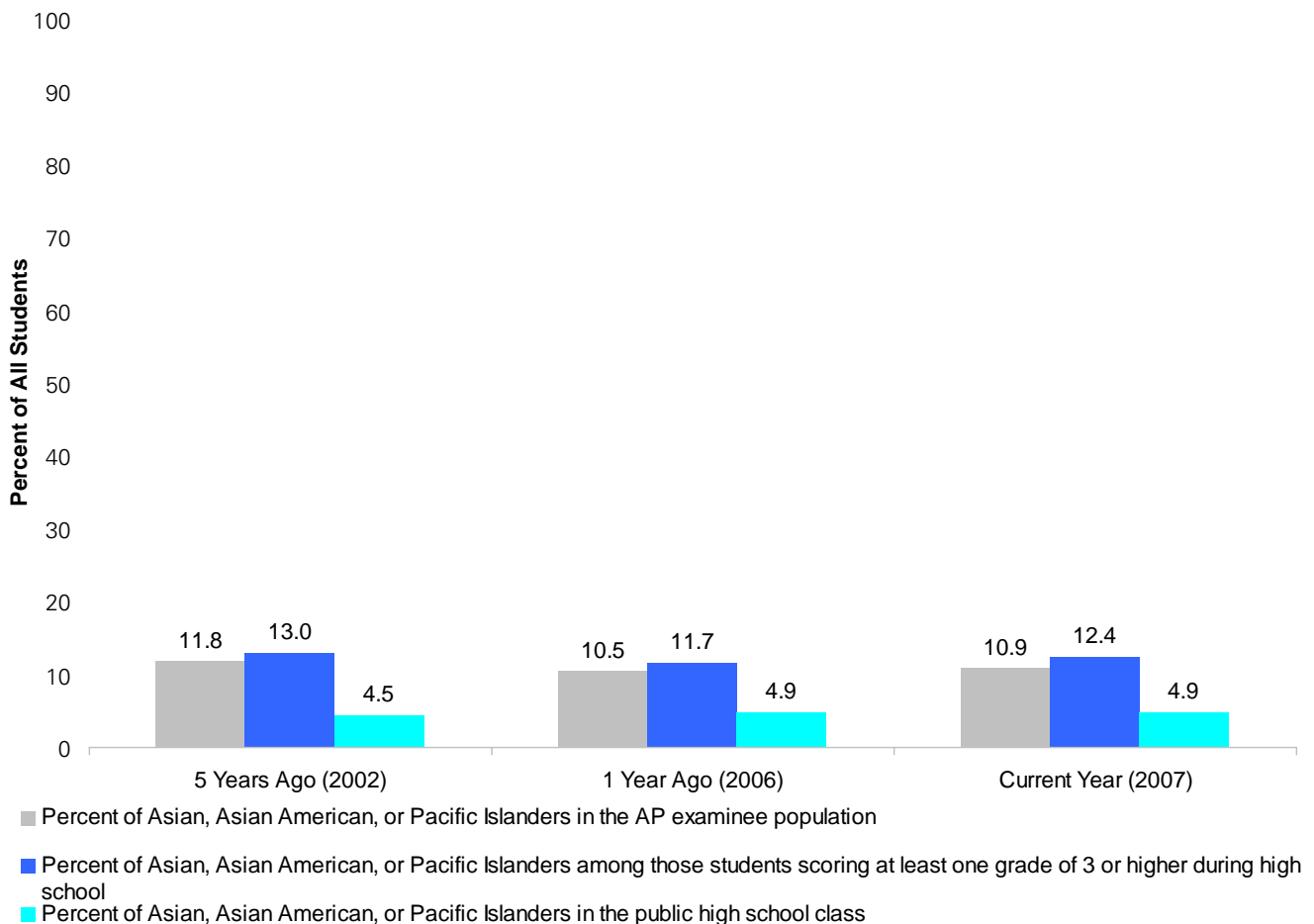


## Illinois Public Schools: High School Classes of 2002, 2006, and 2007

### Asian, Asian American, or Pacific Islander Students

- 3,022 Asian, Asian American, or Pacific Islander students from the public high school class of 2007 took at least one AP Exam during high school compared to 2,691 in the 2006 cohort and 2,231 in the 2002 cohort.
- 2,332 Asian, Asian American, or Pacific Islander students from the public high school class of 2007 earned a 3 or higher on at least one AP Exam during high school compared to 2,117 in the 2006 cohort and 1,777 in the 2002 cohort.

#### Asian, Asian American, or Pacific Islander Students AP Participation and Performance 2002-2007

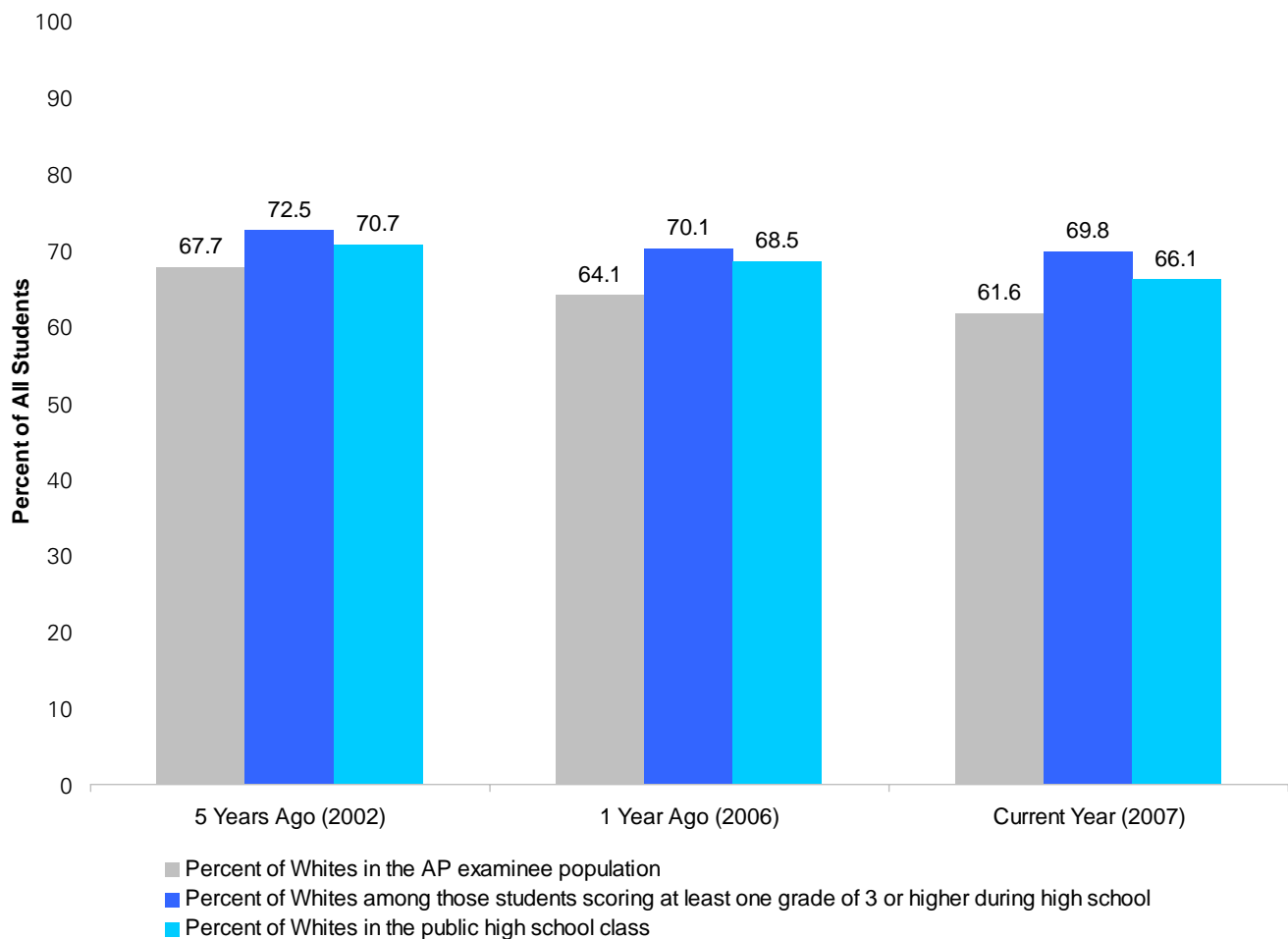


## Illinois Public Schools: High School Classes of 2002, 2006, and 2007

### White Students

- 17,124 White students from the public high school class of 2007 took at least one AP Exam during high school compared to 16,475 in the 2006 cohort and 12,818 in the 2002 cohort.
- 13,161 White students from the public high school class of 2007 earned a 3 or higher on at least one AP Exam during high school compared to 12,715 in the 2006 cohort and 9,927 in the 2002 cohort.

**White Students AP Participation and Performance in Illinois: 2002- 2007**



## Notes

1. The “public high school class of 2007” is the overall number of public school students graduating from high school in 2007, as projected in *Knocking at the College Door* (2003), Western Interstate Commission for Higher Education.
2. “Equity and excellence” indicates that a student has earned at least one AP Exam grade of 3 or higher in one or more AP Exams during high school.
3. Science is composed of Biology, Chemistry, Environmental Science, Physics B, Physics C: Electricity & Magnetism, and Physics C: Mechanics. Math is composed of Calculus AB, Calculus BC, Computer Science A, Computer Science AB, and Statistics. English is composed of English Language and Composition and English Literature and Composition. Social Science is composed of Macroeconomics, Microeconomics, European History, Government and Politics: Comparative, Government and Politics: United States, Human Geography, Psychology, United States History, and World History. Art is composed of Art History, Music Theory, Studio Art: 2-D Design, Studio Art: 3-D Design, and Studio Art: Drawing. Language is composed of Chinese Language and Culture, French Literature, French Language, German Language, Italian Language and Culture, Japanese Language and Culture, Latin Literature, Latin: Vergil, Spanish Language, and Spanish Literature.
4. “Most popular” is measured by the number of AP Exams taken; the number of exams earning a 3 or higher is not considered when ranking the 10 most popular AP Exams.