

The 4th AP[®] Annual Report to the Nation: Minnesota Supplement

Part I: Current Year

AP Participation & Performance of the Public High School Class¹ of 2007

High School and AP Population by Race/Ethnicity	2
AP Participation by Subject Area.	3
AP Equity and Excellence ² by Subject Area	4
Ten Most Popular AP Exams.	5

Part II: 5-Year Trends

AP Participation & Performance of the Public High School Classes of 2002, 2006, and 2007

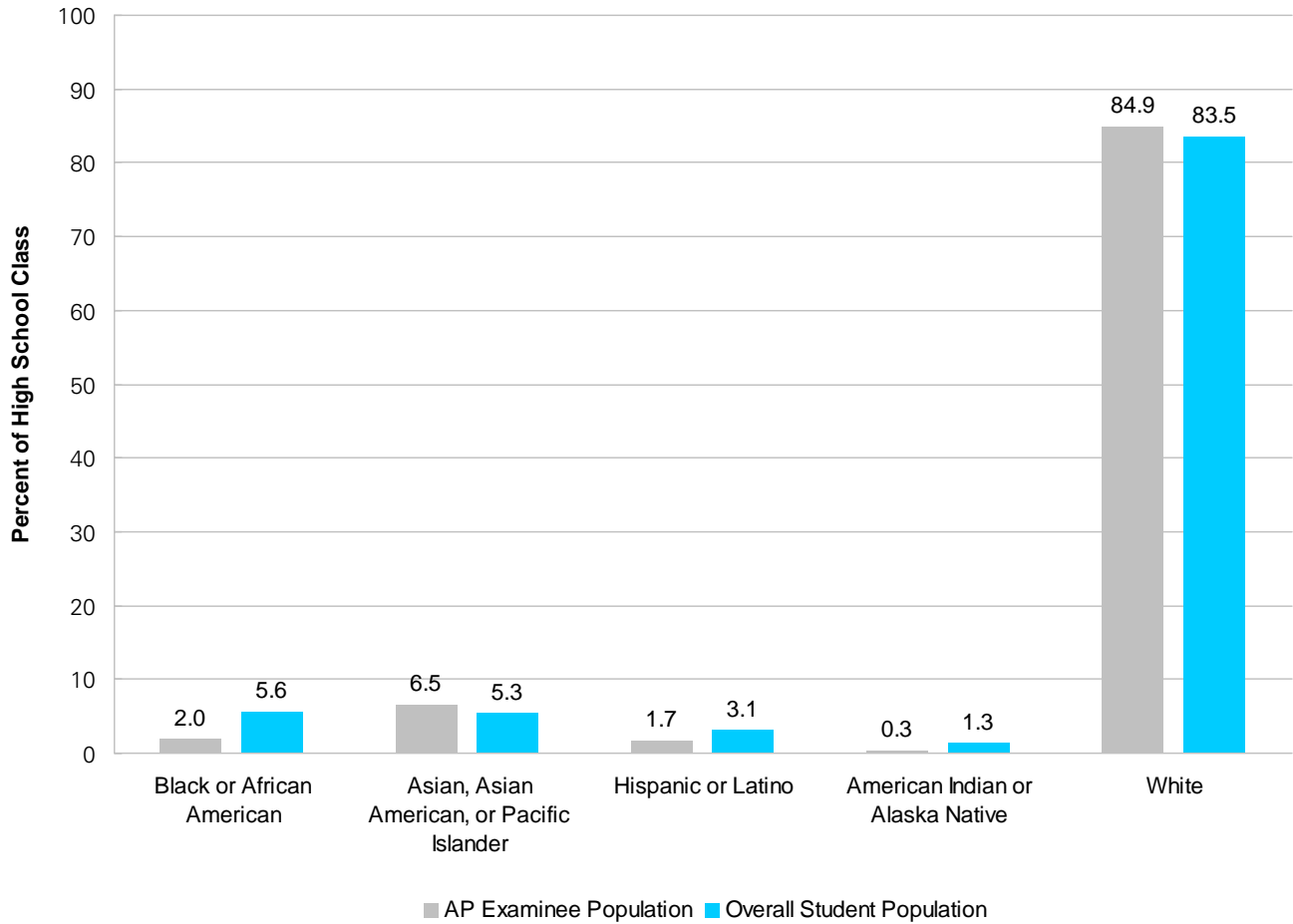
All Students	6
Black or African American Students	7
Hispanic or Latino Students	8
American Indian or Alaska Native Students.	9
Asian, Asian American, or Pacific Islander Students	10
White Students	11

Notes	12
------------------------	----

Minnesota Public Schools: High School Class of 2007

High School and AP Population by Race/Ethnicity

The Class of 2007: Race/Ethnicity of AP Examinees vs. High School Seniors in Minnesota



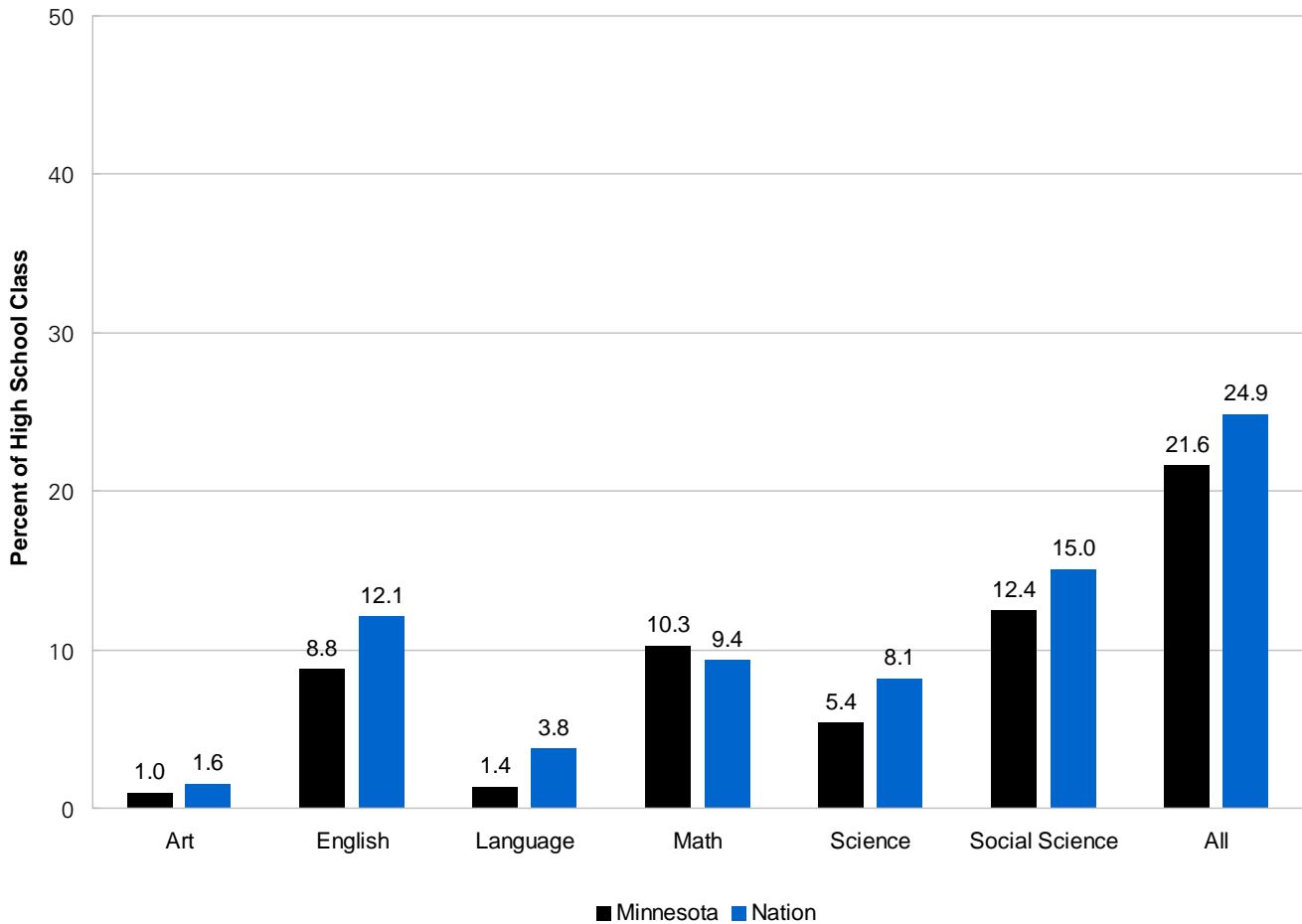
Please note that stated race/ethnicity options for AP do not equal 100; the additional AP race/ethnicity options not shown are "Other" and "Not Stated."

Minnesota Public Schools: High School Class of 2007

AP Participation by Subject Area

- 21.6% of the public high school class of 2007 took at least one AP Exam during high school. This compares to 24.9% for the nation.
- 12.4% of the public high school class of 2007 took one or more social science AP Exams - more than in any other subject area.³

The Class of 2007: Percent of Minnesota Students Who Took an AP Exam During High School, by Subject Area, Compared to the Nation

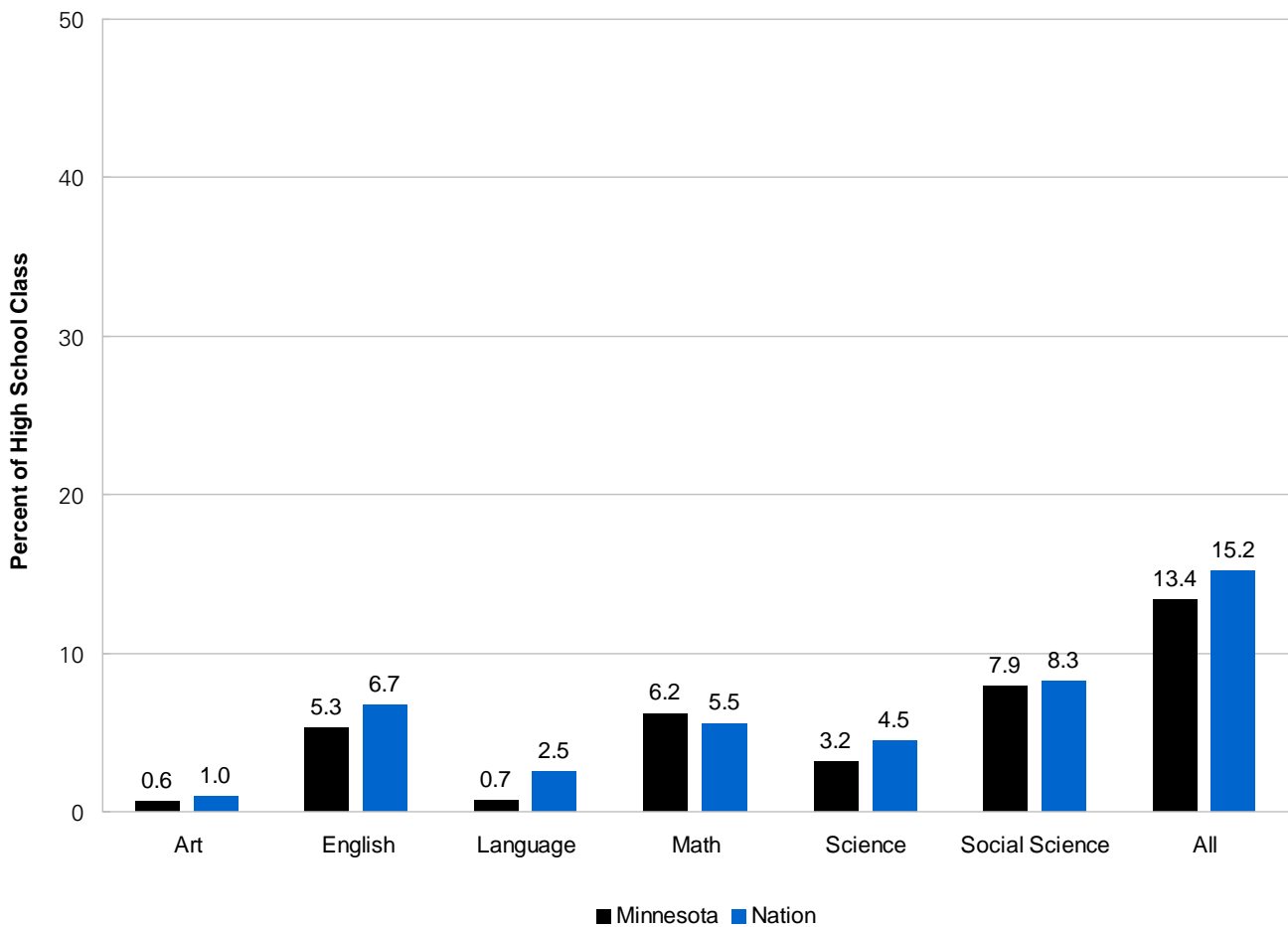


Minnesota Public Schools: High School Class of 2007

AP Equity and Excellence

- 13.4% of the public high school class of 2007 earned a 3 or higher on one or more AP Exams during high school. This compares to 15.2% for the nation.
- 7.9% of the public high school class of 2007 earned a 3 or higher on one or more social science AP Exams - more than in any other subject area.

The Class of 2007: Percent of Minnesota Students Who Earned at least one AP Exam Grade of 3 or Higher During High School, by Subject Area, Compared to the Nation

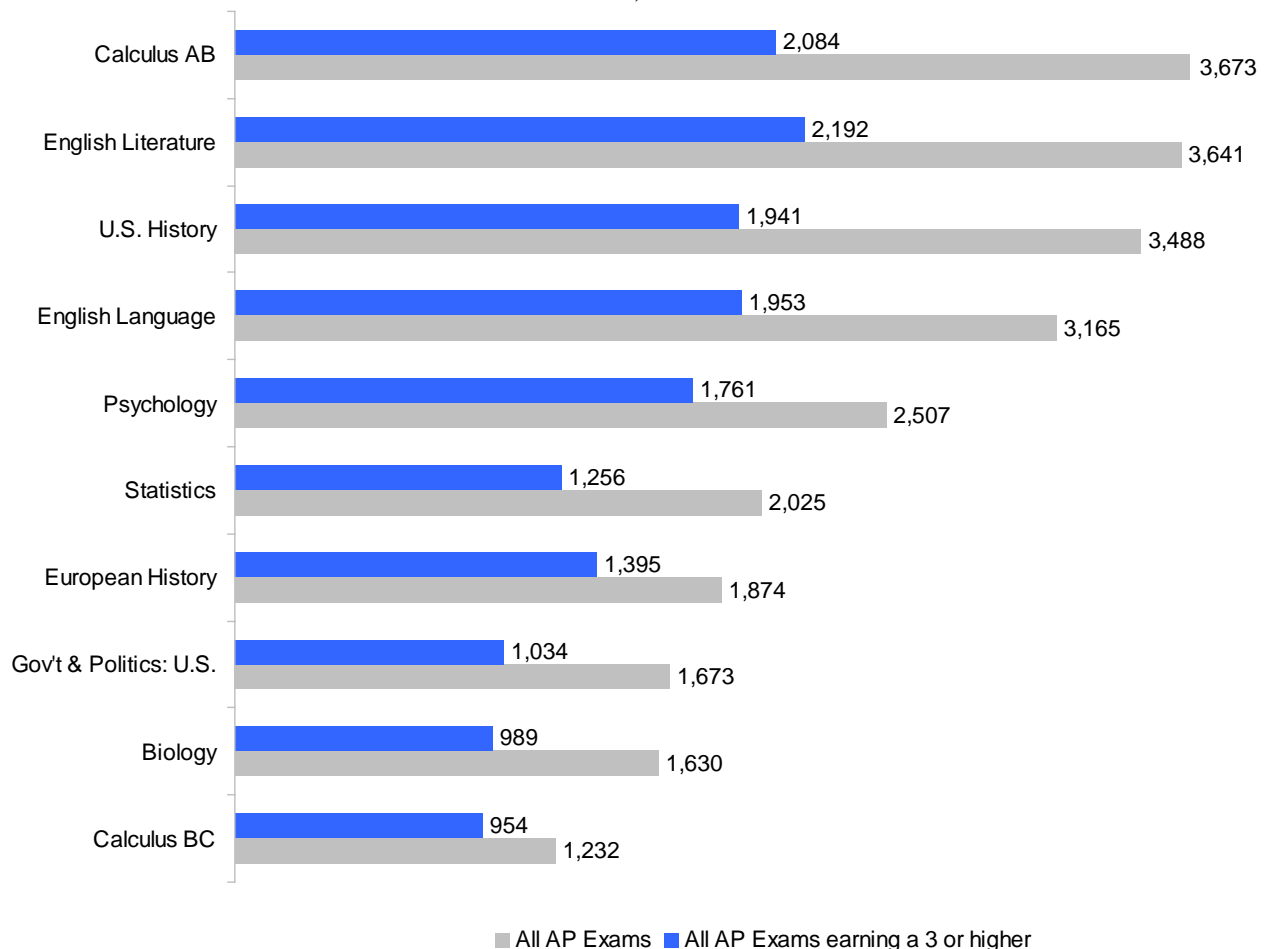


Minnesota Public Schools: High School Class of 2007

Most Popular Exams⁴

The Class of 2007: 10 Most Popular Exams in Minnesota

Rank	Exam	# of Exams	# of Exams with Scores of 3 or Higher
1	Calculus AB	3,673	2,084
2	English Literature and Composition	3,641	2,192
3	United States History	3,488	1,941
4	English Language and Composition	3,165	1,953
5	Psychology	2,507	1,761
6	Statistics	2,025	1,256
7	European History	1,874	1,395
8	Government and Politics: U.S.	1,673	1,034
9	Biology	1,630	989
10	Calculus BC	1,232	954

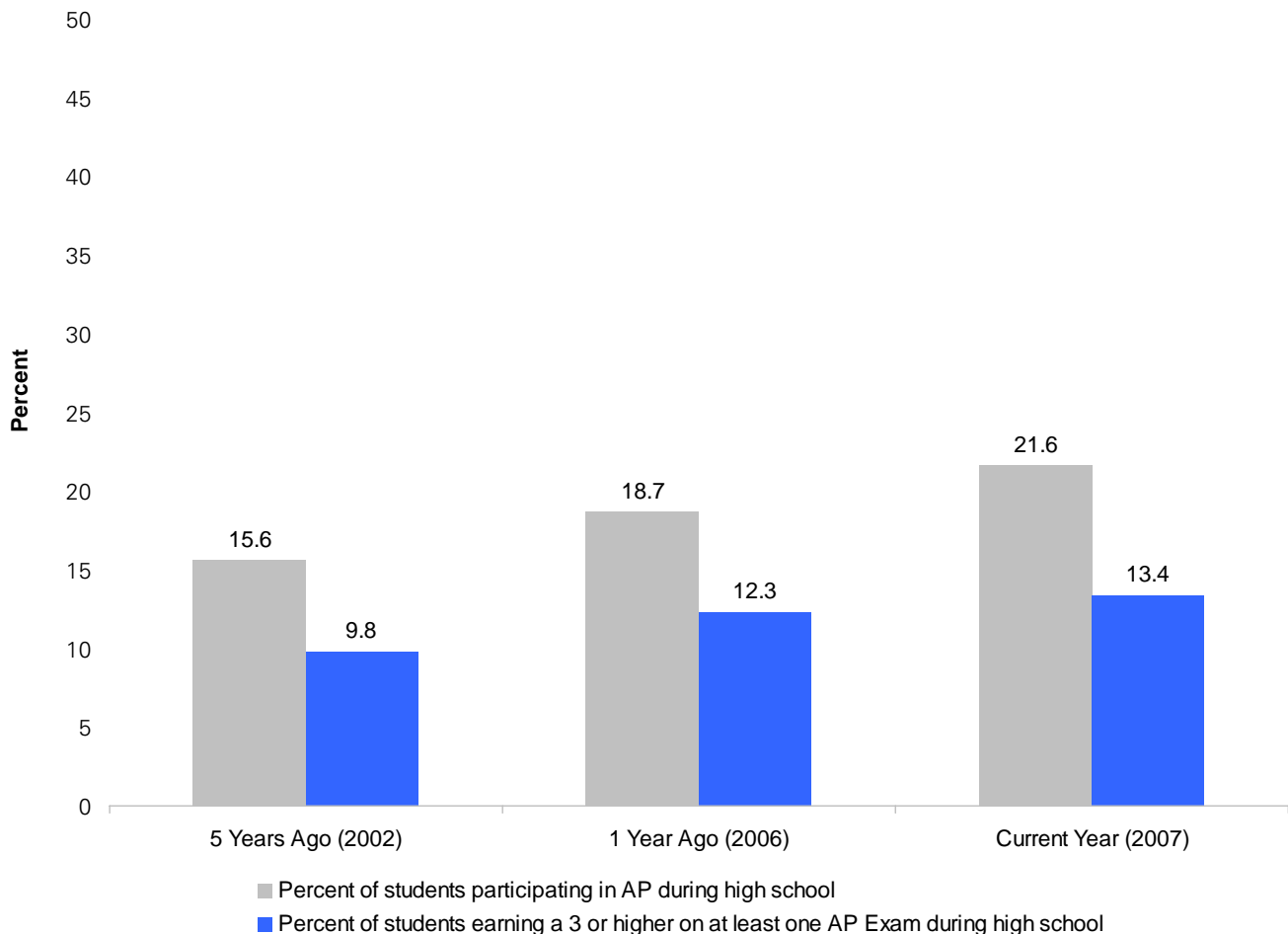


Minnesota Public Schools: High School Classes of 2002, 2006, and 2007

All Students

- 12,629 students from the public high school class of 2007 took at least one AP Exam during high school compared to 10,867 in the 2006 cohort and 8,954 in the 2002 cohort.
- 7,825 students from the public high school class of 2007 earned a 3 or higher on at least one AP Exam during high school compared to 7,143 in the 2006 cohort and 5,642 in the 2002 cohort.

Minnesota Public High School Graduates: AP Participation and Performance 2002-2007

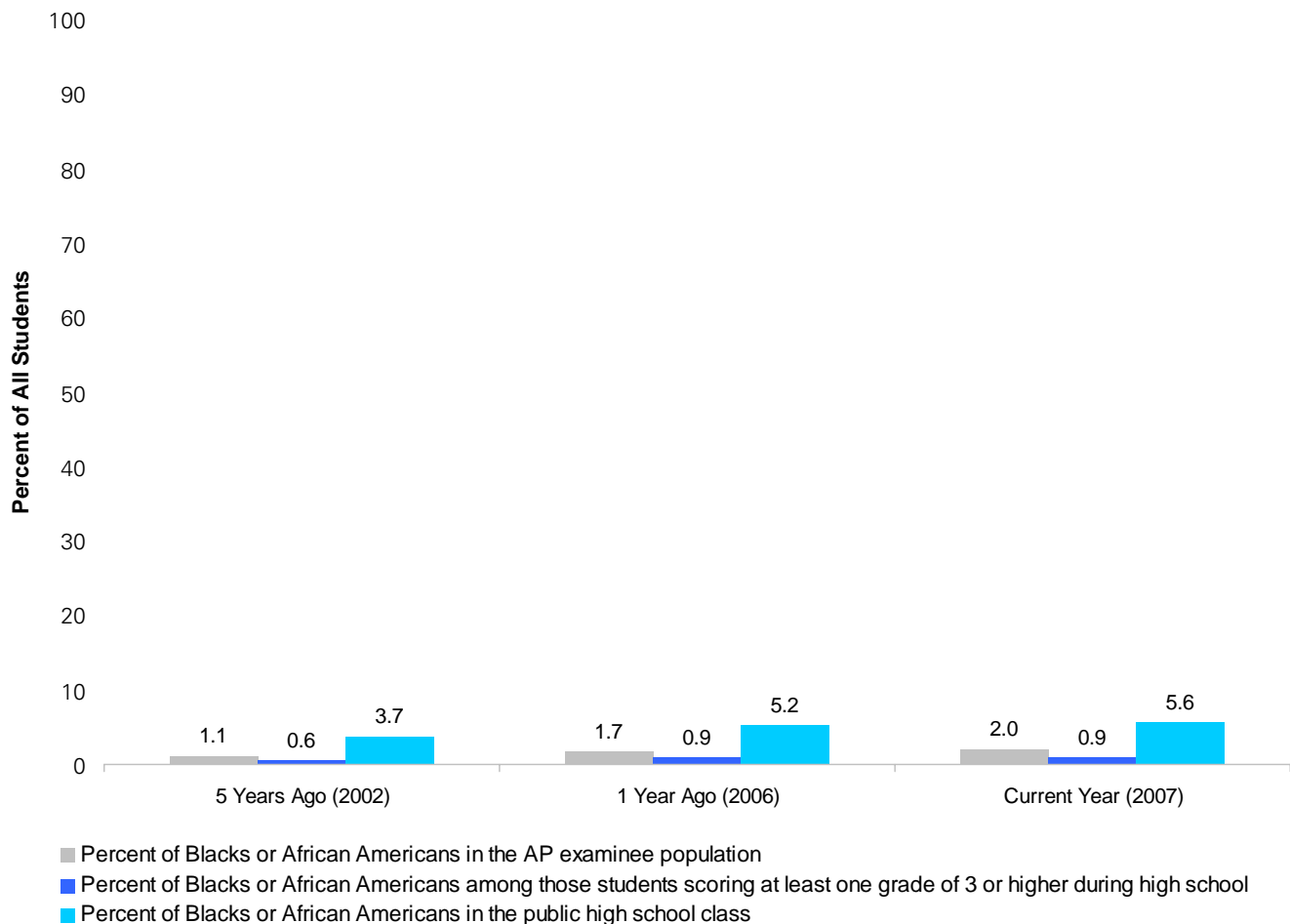


Minnesota Public Schools: High School Classes of 2002, 2006, and 2007

Black or African-American Students

- 255 Black or African American students from the public high school class of 2007 took at least one AP Exam during high school compared to 187 in the 2006 cohort and 99 in the 2002 cohort.
- 68 Black or African American students from the public high school class of 2007 earned a 3 or higher on at least one AP Exam during high school compared to 65 in the 2006 cohort and 36 in the 2002 cohort.

Black or African American Students AP Participation and Performance 2002-2007

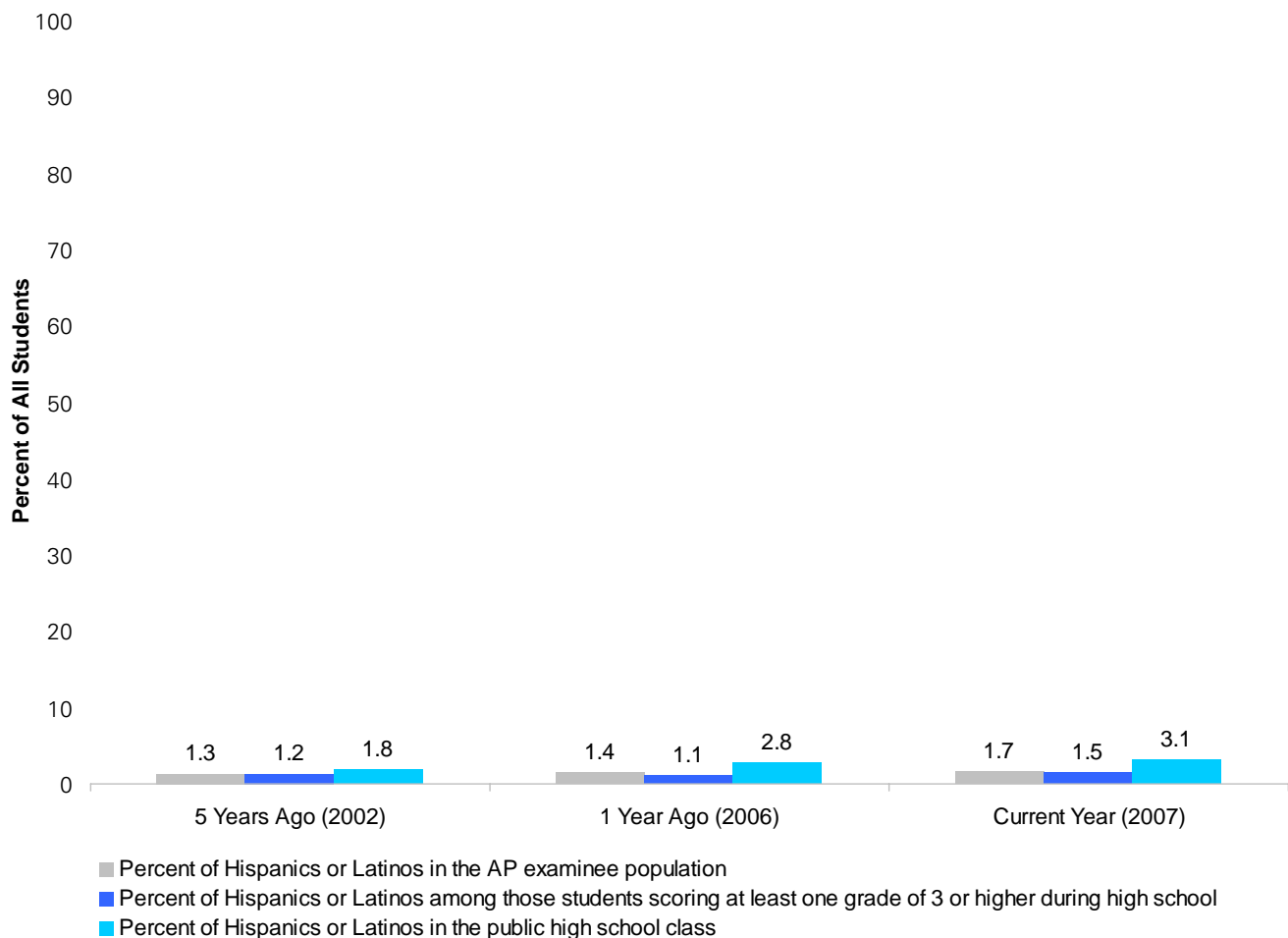


Minnesota Public Schools: High School Classes of 2002, 2006, and 2007

Hispanic or Latino Students

- 215 Hispanic or Latino students from the public high school class of 2007 took at least one AP Exam during high school compared to 151 in the 2006 cohort and 112 in the 2002 cohort.
- 121 Hispanic or Latino students from the public high school class of 2007 earned a 3 or higher on at least one AP Exam during high school compared to 79 in the 2006 cohort and 70 in the 2002 cohort.

Hispanic or Latino Students AP Participation and Performance 2002-2007

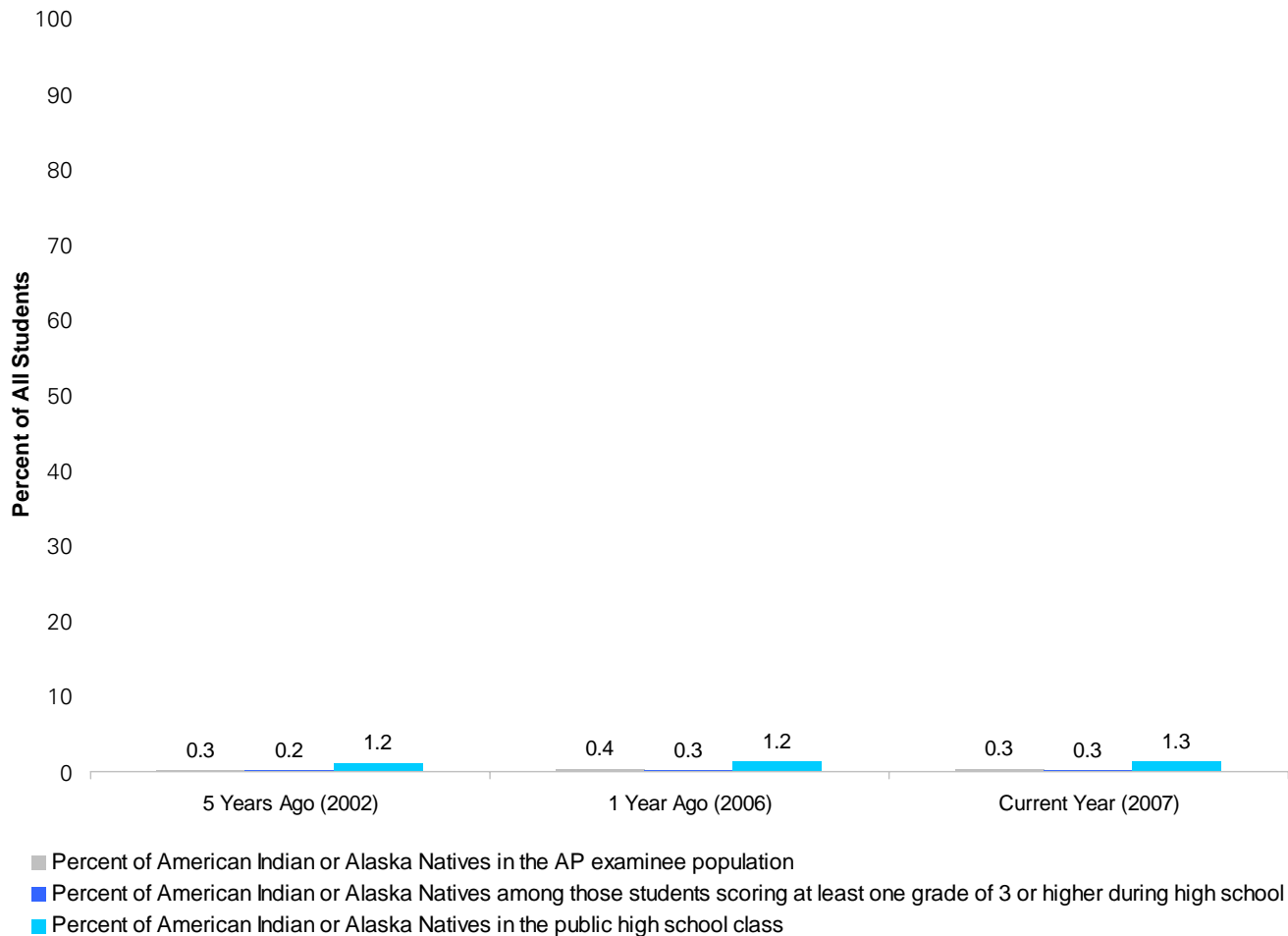


Minnesota Public Schools: High School Classes of 2002, 2006, and 2007

American Indian or Alaska Native Students

- 44 American Indian or Alaska Native students from the public high school class of 2007 took at least one AP Exam during high school compared to 39 in the 2006 cohort and 23 in the 2002 cohort.
- 21 American Indian or Alaska Native students from the public high school class of 2007 earned a 3 or higher on at least one AP Exam during high school compared to 19 in the 2006 cohort and 10 in the 2002 cohort.

American Indian or Alaska Native Students AP Participation and Performance 2002-2007

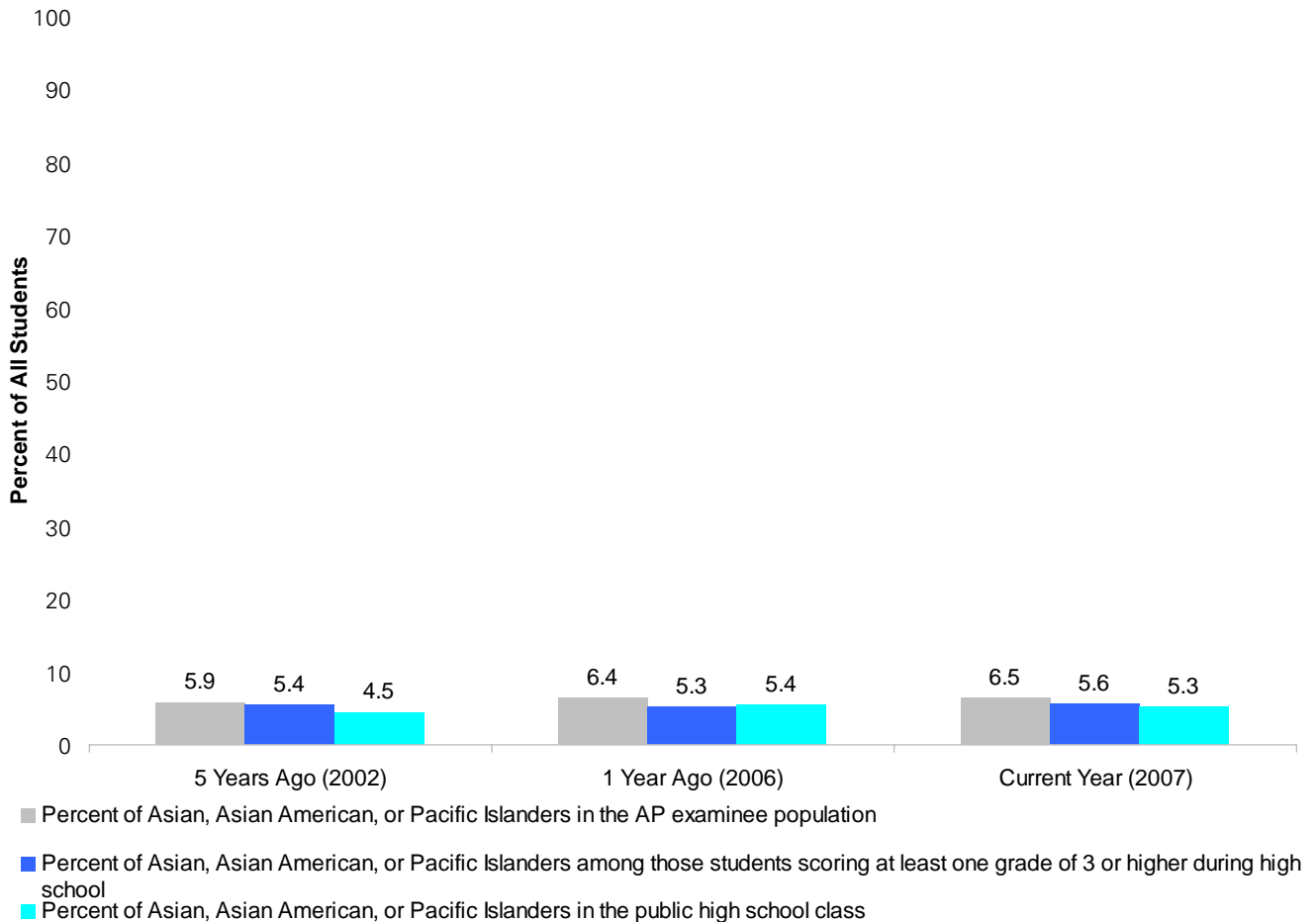


Minnesota Public Schools: High School Classes of 2002, 2006, and 2007

Asian, Asian American, or Pacific Islander Students

- 819 Asian, Asian American, or Pacific Islander students from the public high school class of 2007 took at least one AP Exam during high school compared to 699 in the 2006 cohort and 528 in the 2002 cohort.
- 438 Asian, Asian American, or Pacific Islander students from the public high school class of 2007 earned a 3 or higher on at least one AP Exam during high school compared to 380 in the 2006 cohort and 303 in the 2002 cohort.

Asian, Asian American, or Pacific Islander Students AP Participation and Performance 2002-2007

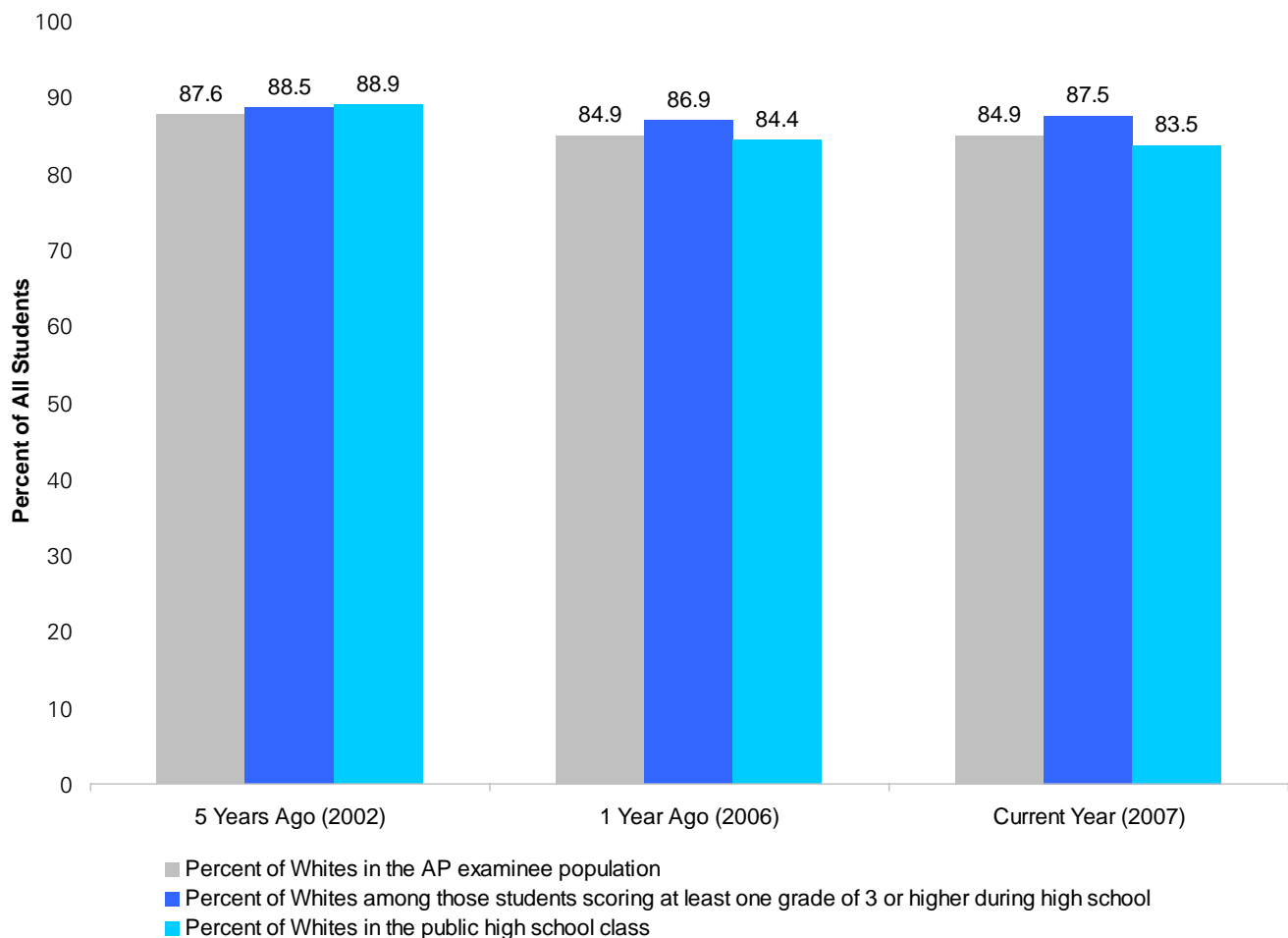


Minnesota Public Schools: High School Classes of 2002, 2006, and 2007

White Students

- 10,725 White students from the public high school class of 2007 took at least one AP Exam during high school compared to 9,221 in the 2006 cohort and 7,844 in the 2002 cohort.
- 6,843 White students from the public high school class of 2007 earned a 3 or higher on at least one AP Exam during high school compared to 6,208 in the 2006 cohort and 4,995 in the 2002 cohort.

White Students AP Participation and Performance in Minnesota: 2002- 2007



Notes

1. The “public high school class of 2007” is the overall number of public school students graduating from high school in 2007, as projected in *Knocking at the College Door* (2003), Western Interstate Commission for Higher Education.
2. “Equity and excellence” indicates that a student has earned at least one AP Exam grade of 3 or higher in one or more AP Exams during high school.
3. Science is composed of Biology, Chemistry, Environmental Science, Physics B, Physics C: Electricity & Magnetism, and Physics C: Mechanics. Math is composed of Calculus AB, Calculus BC, Computer Science A, Computer Science AB, and Statistics. English is composed of English Language and Composition and English Literature and Composition. Social Science is composed of Macroeconomics, Microeconomics, European History, Government and Politics: Comparative, Government and Politics: United States, Human Geography, Psychology, United States History, and World History. Art is composed of Art History, Music Theory, Studio Art: 2-D Design, Studio Art: 3-D Design, and Studio Art: Drawing. Language is composed of Chinese Language and Culture, French Literature, French Language, German Language, Italian Language and Culture, Japanese Language and Culture, Latin Literature, Latin: Vergil, Spanish Language, and Spanish Literature.
4. “Most popular” is measured by the number of AP Exams taken; the number of exams earning a 3 or higher is not considered when ranking the 10 most popular AP Exams.