

The 4th AP[®] Annual Report to the Nation: New York Supplement

Part I: Current Year

AP Participation & Performance of the Public High School Class¹ of 2007

High School and AP Population by Race/Ethnicity	2
AP Participation by Subject Area.	3
AP Equity and Excellence ² by Subject Area	4
Ten Most Popular AP Exams.	5

Part II: 5-Year Trends

AP Participation & Performance of the Public High School Classes of 2002, 2006, and 2007

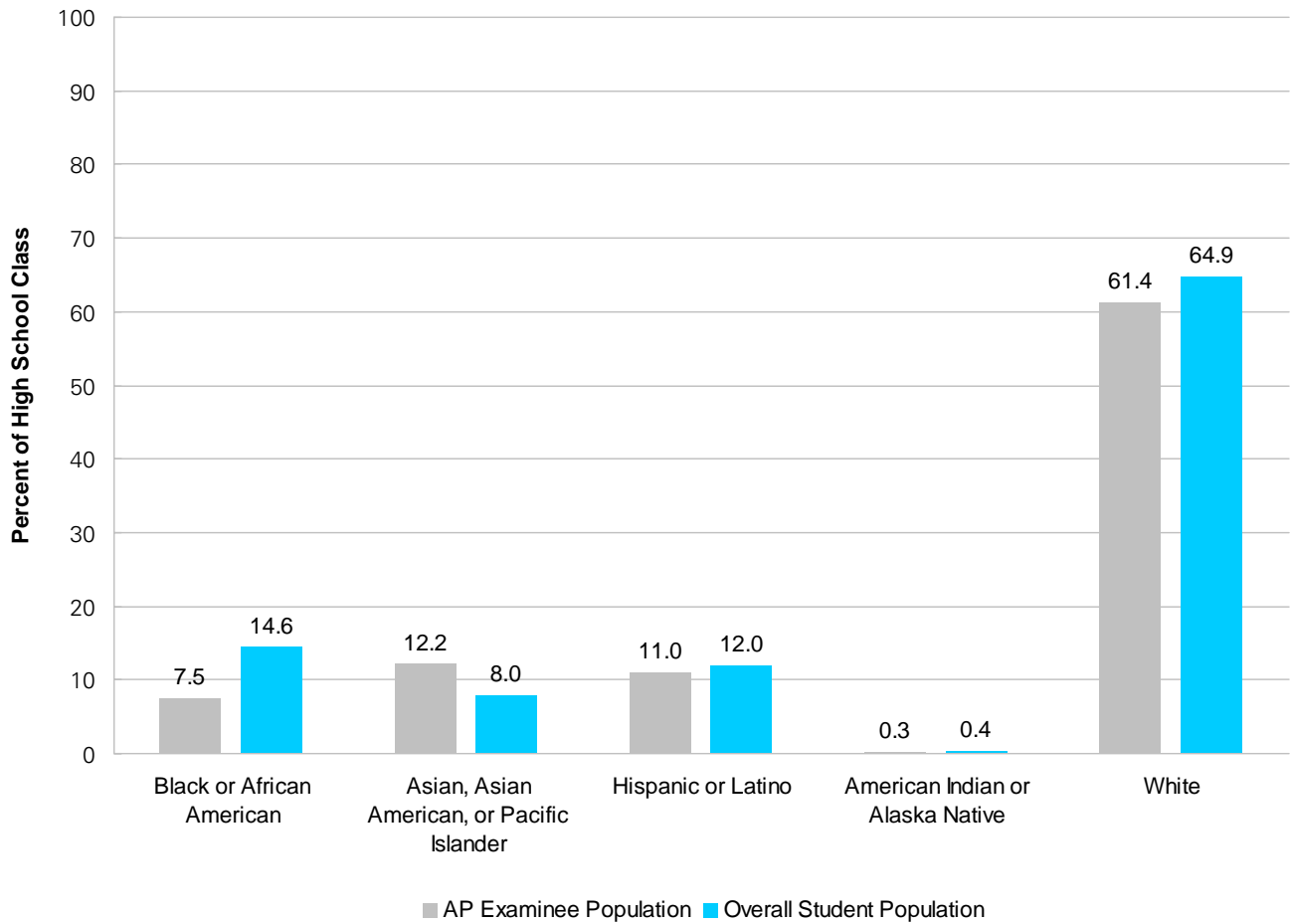
All Students	6
Black or African American Students	7
Hispanic or Latino Students	8
American Indian or Alaska Native Students.	9
Asian, Asian American, or Pacific Islander Students	10
White Students	11

Notes	12
------------------------	----

New York Public Schools: High School Class of 2007

High School and AP Population by Race/Ethnicity

The Class of 2007: Race/Ethnicity of AP Examinees vs. High School Seniors in New York



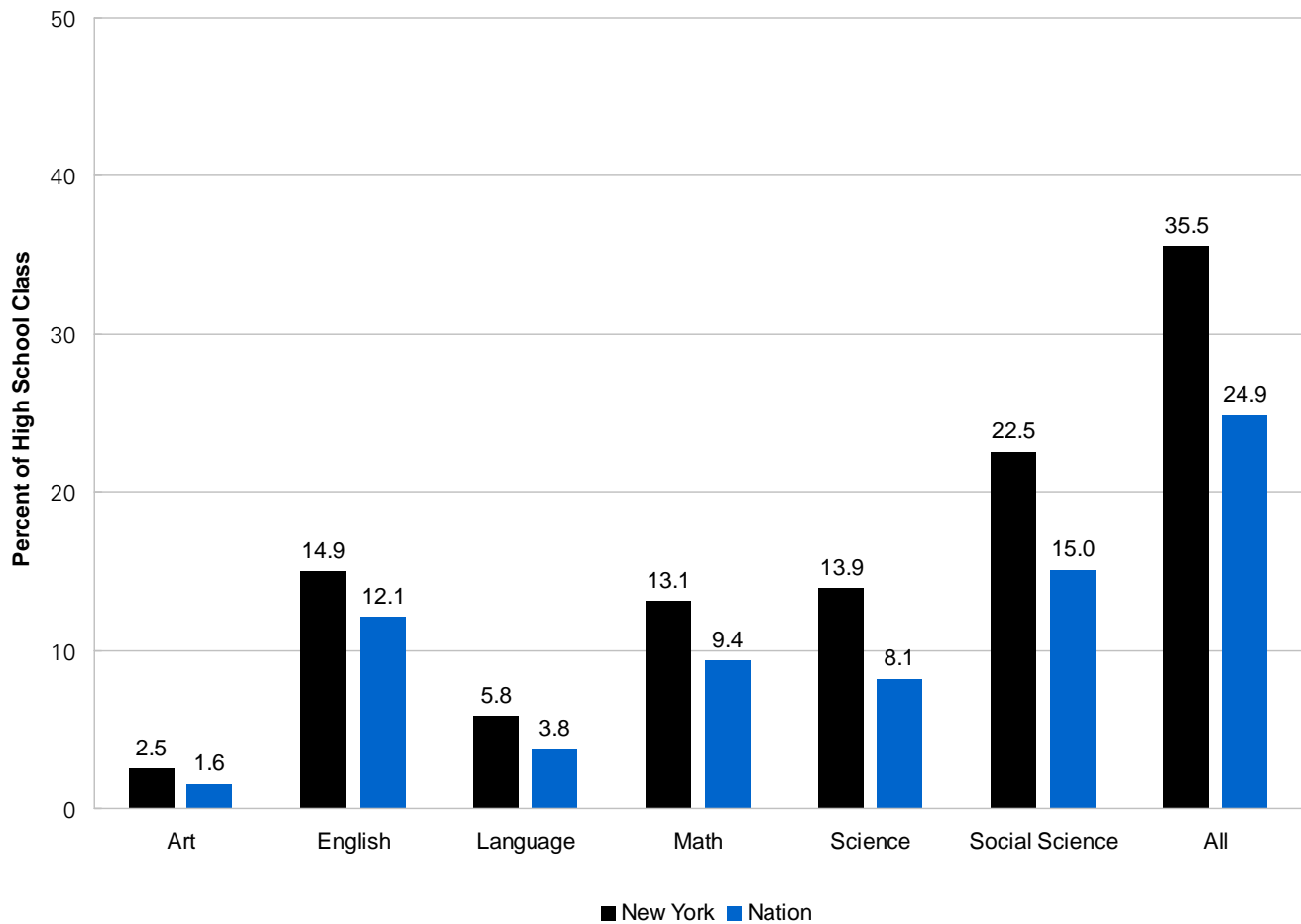
Please note that stated race/ethnicity options for AP do not equal 100; the additional AP race/ethnicity options not shown are “Other” and “Not Stated.”

New York Public Schools: High School Class of 2007

AP Participation by Subject Area

- 35.5% of the public high school class of 2007 took at least one AP Exam during high school. This compares to 24.9% for the nation.
- 22.5% of the public high school class of 2007 took one or more social science AP Exams - more than in any other subject area.³

The Class of 2007: Percent of New York Students Who Took an AP Exam During High School, by Subject Area, Compared to the Nation

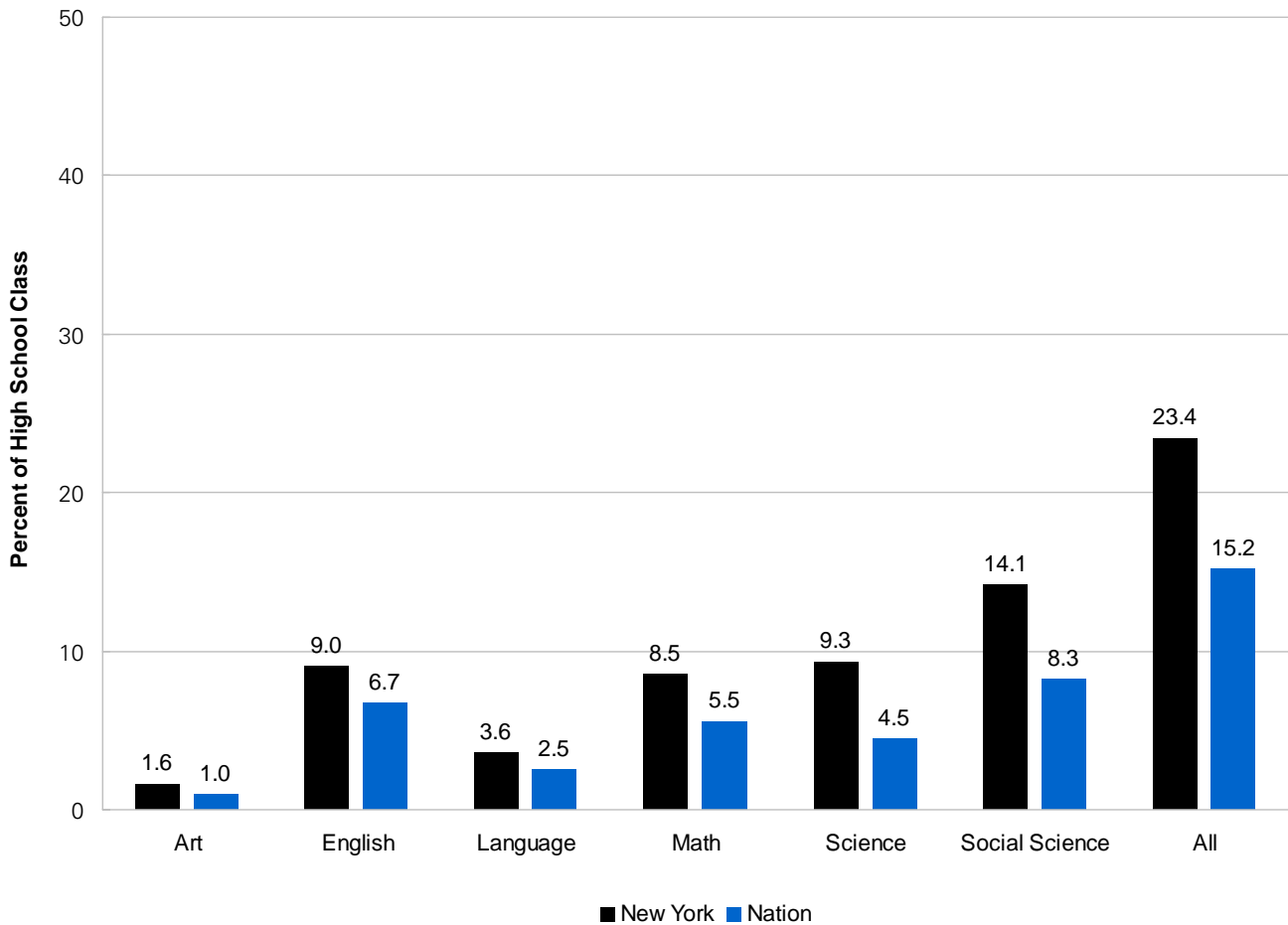


New York Public Schools: High School Class of 2007

AP Equity and Excellence

- 23.4% of the public high school class of 2007 earned a 3 or higher on one or more AP Exams during high school. This compares to 15.2% for the nation.
- 14.1% of the public high school class of 2007 earned a 3 or higher on one or more social science AP Exams - more than in any other subject area.

The Class of 2007: Percent of New York Students Who Earned at least one AP Exam Grade of 3 or Higher During High School, by Subject Area, Compared to the Nation

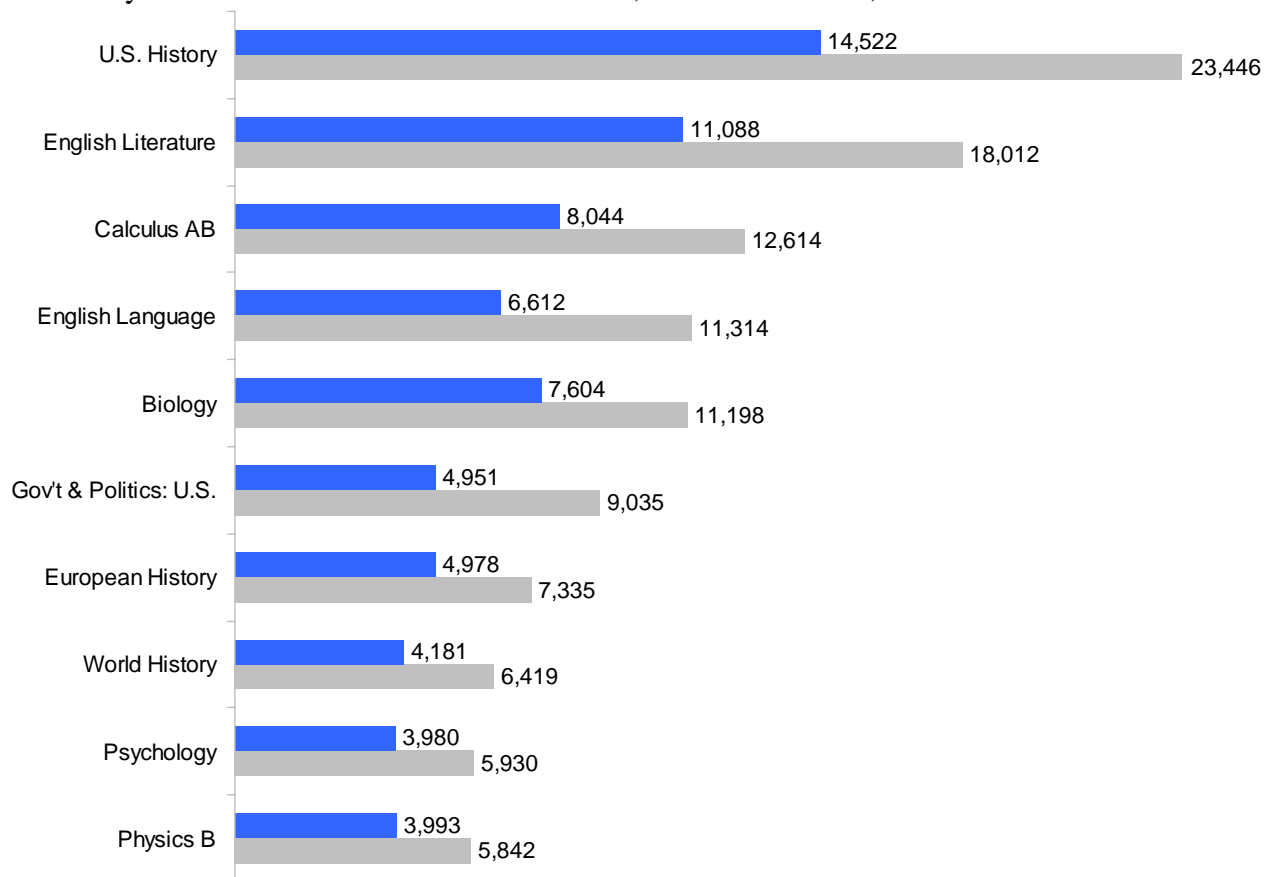


New York Public Schools: High School Class of 2007

Most Popular Exams⁴

The Class of 2007: 10 Most Popular Exams in New York

Rank	Exam	# of Exams	# of Exams with Scores of 3 or Higher
1	United States History	23,446	14,522
2	English Literature and Composition	18,012	11,088
3	Calculus AB	12,614	8,044
4	English Language and Composition	11,314	6,612
5	Biology	11,198	7,604
6	Government and Politics: U.S.	9,035	4,951
7	European History	7,335	4,978
8	World History	6,419	4,181
9	Psychology	5,930	3,980
10	Physics B	5,842	3,993



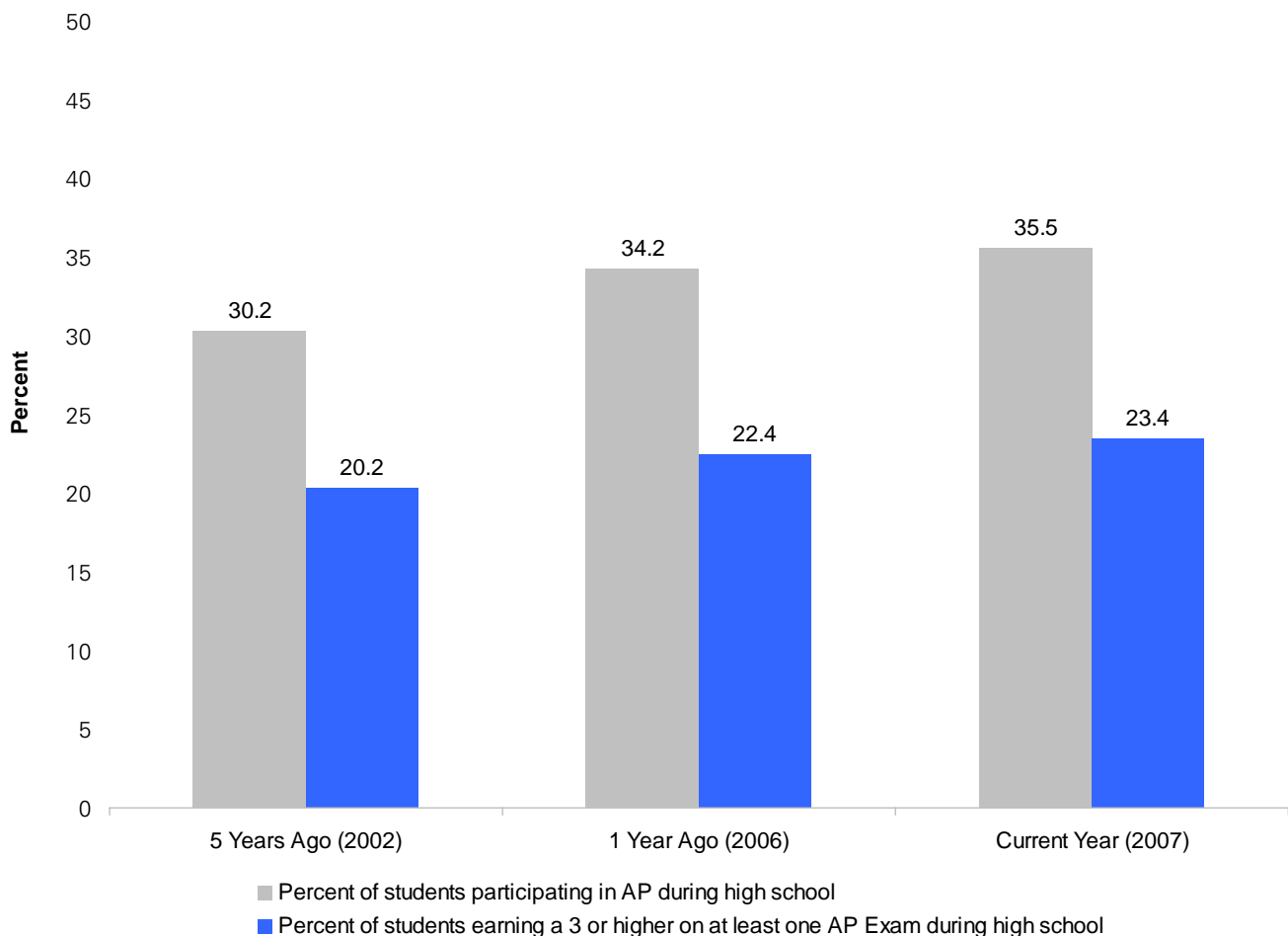
■ All AP Exams ■ All AP Exams earning a 3 or higher

New York Public Schools: High School Classes of 2002, 2006, and 2007

All Students

- 54,182 students from the public high school class of 2007 took at least one AP Exam during high school compared to 51,039 in the 2006 cohort and 42,365 in the 2002 cohort.
- 35,685 students from the public high school class of 2007 earned a 3 or higher on at least one AP Exam during high school compared to 33,466 in the 2006 cohort and 28,366 in the 2002 cohort.

New York Public High School Graduates: AP Participation and Performance 2002-2007

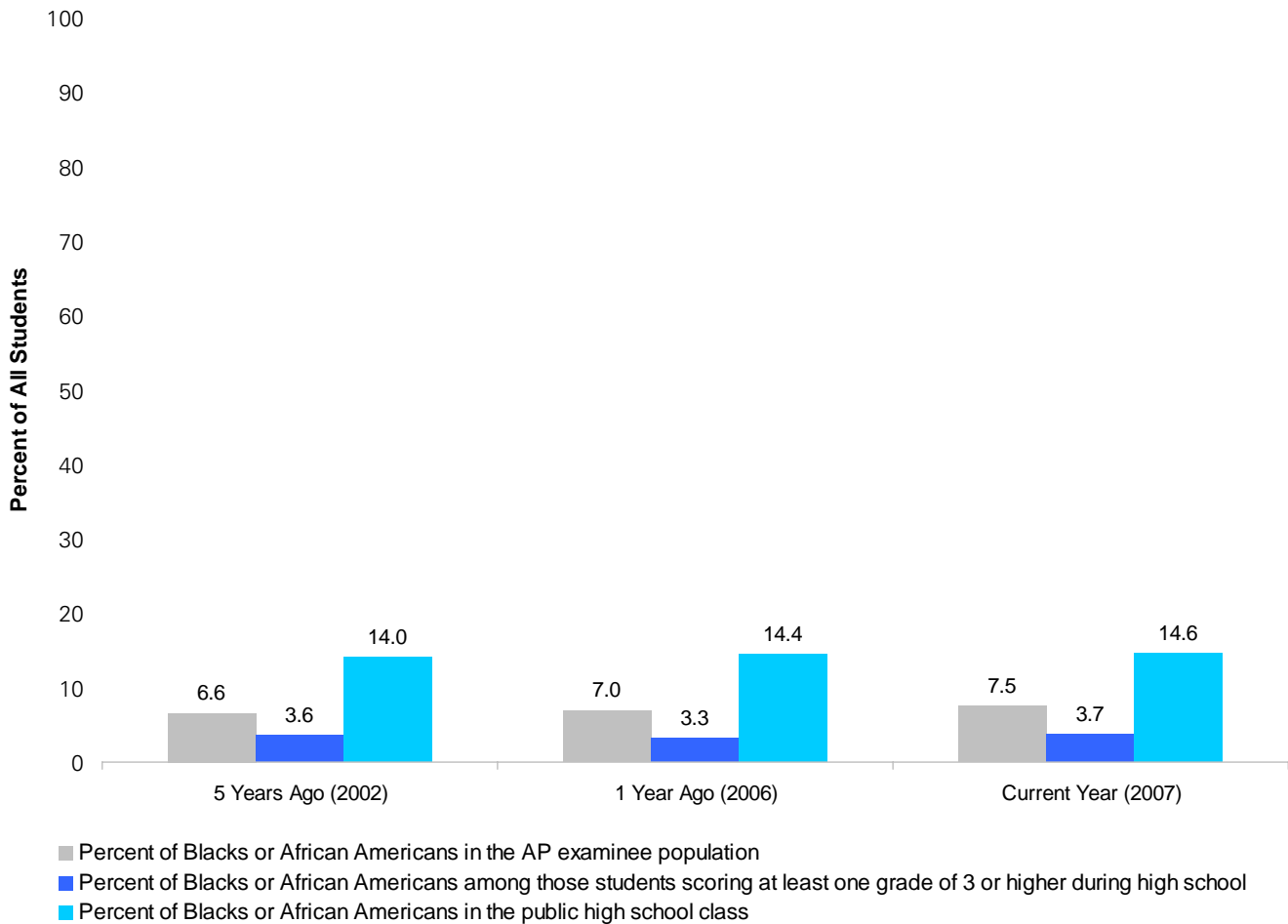


New York Public Schools: High School Classes of 2002, 2006, and 2007

Black or African-American Students

- 4,090 Black or African American students from the public high school class of 2007 took at least one AP Exam during high school compared to 3,561 in the 2006 cohort and 2,808 in the 2002 cohort.
- 1,331 Black or African American students from the public high school class of 2007 earned a 3 or higher on at least one AP Exam during high school compared to 1,088 in the 2006 cohort and 1,021 in the 2002 cohort.

Black or African American Students AP Participation and Performance 2002-2007

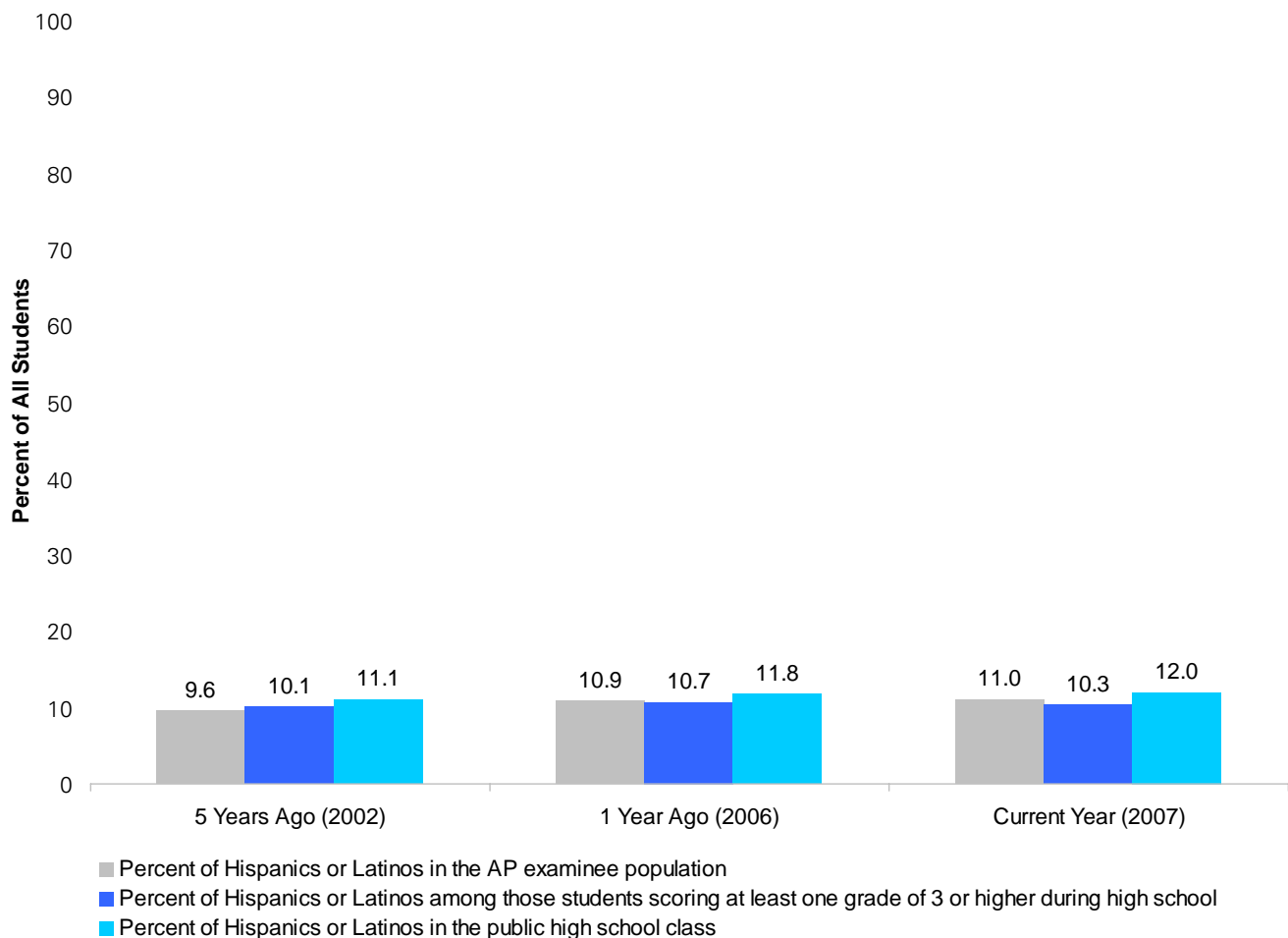


New York Public Schools: High School Classes of 2002, 2006, and 2007

Hispanic or Latino Students

- 5,972 Hispanic or Latino students from the public high school class of 2007 took at least one AP Exam during high school compared to 5,585 in the 2006 cohort and 4,076 in the 2002 cohort.
- 3,668 Hispanic or Latino students from the public high school class of 2007 earned a 3 or higher on at least one AP Exam during high school compared to 3,595 in the 2006 cohort and 2,866 in the 2002 cohort.

Hispanic or Latino Students AP Participation and Performance 2002-2007

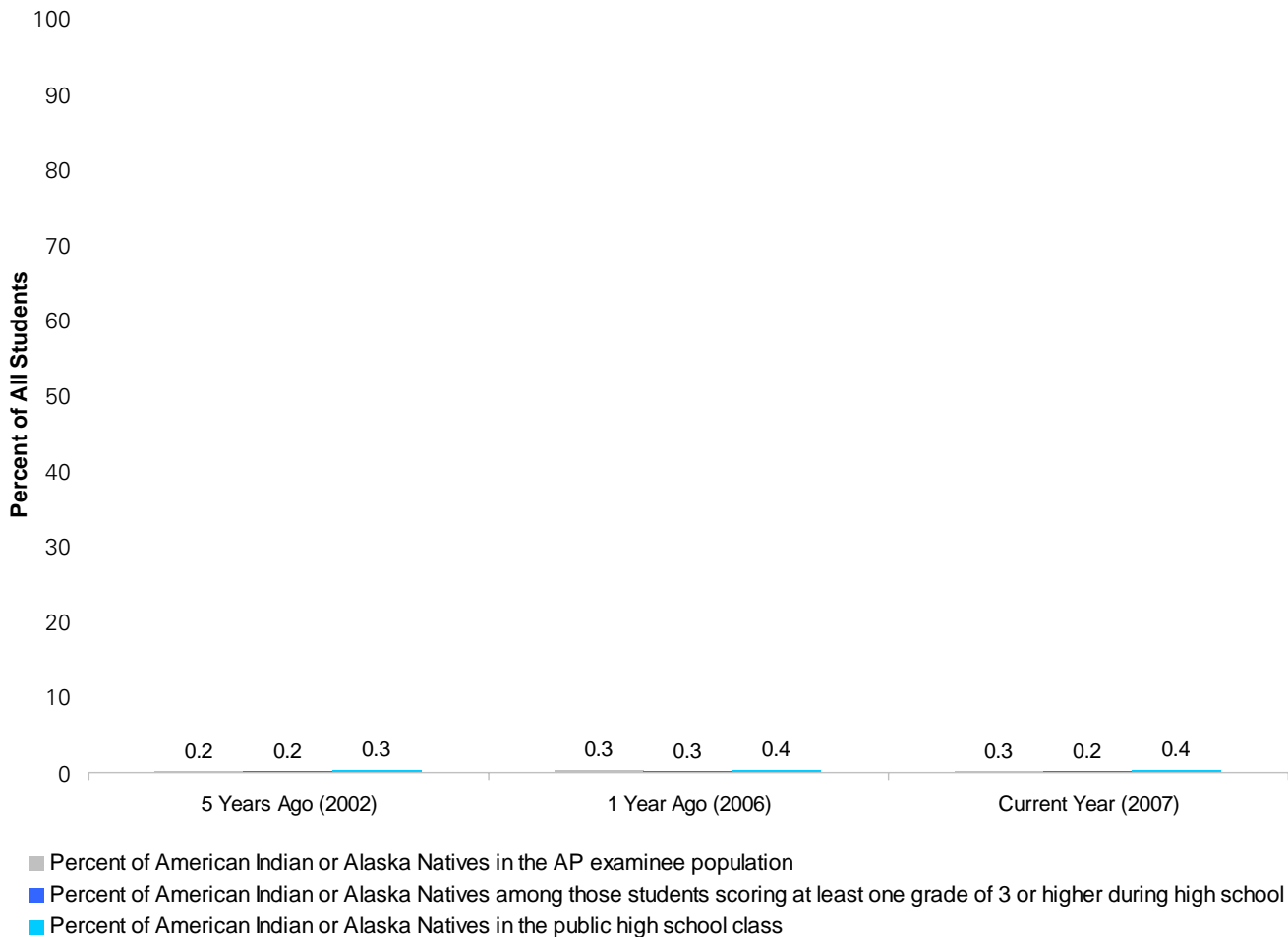


New York Public Schools: High School Classes of 2002, 2006, and 2007

American Indian or Alaska Native Students

- 150 American Indian or Alaska Native students from the public high school class of 2007 took at least one AP Exam during high school compared to 167 in the 2006 cohort and 90 in the 2002 cohort.
- 81 American Indian or Alaska Native students from the public high school class of 2007 earned a 3 or higher on at least one AP Exam during high school compared to 93 in the 2006 cohort and 47 in the 2002 cohort.

American Indian or Alaska Native Students AP Participation and Performance 2002-2007

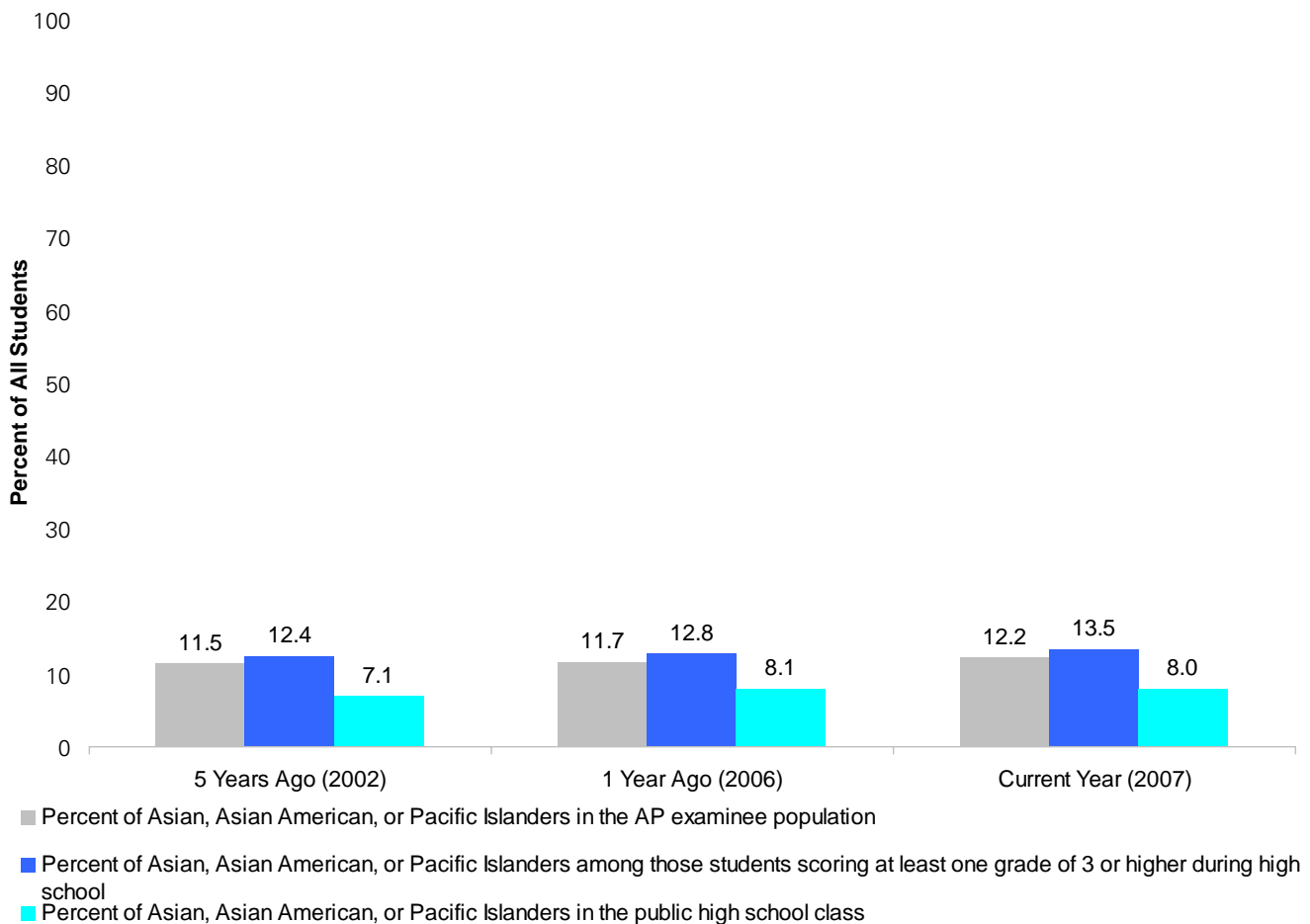


New York Public Schools: High School Classes of 2002, 2006, and 2007

Asian, Asian American, or Pacific Islander Students

- 6,598 Asian, Asian American, or Pacific Islander students from the public high school class of 2007 took at least one AP Exam during high school compared to 5,991 in the 2006 cohort and 4,891 in the 2002 cohort.
- 4,805 Asian, Asian American, or Pacific Islander students from the public high school class of 2007 earned a 3 or higher on at least one AP Exam during high school compared to 4,297 in the 2006 cohort and 3,527 in the 2002 cohort.

Asian, Asian American, or Pacific Islander Students AP Participation and Performance 2002-2007

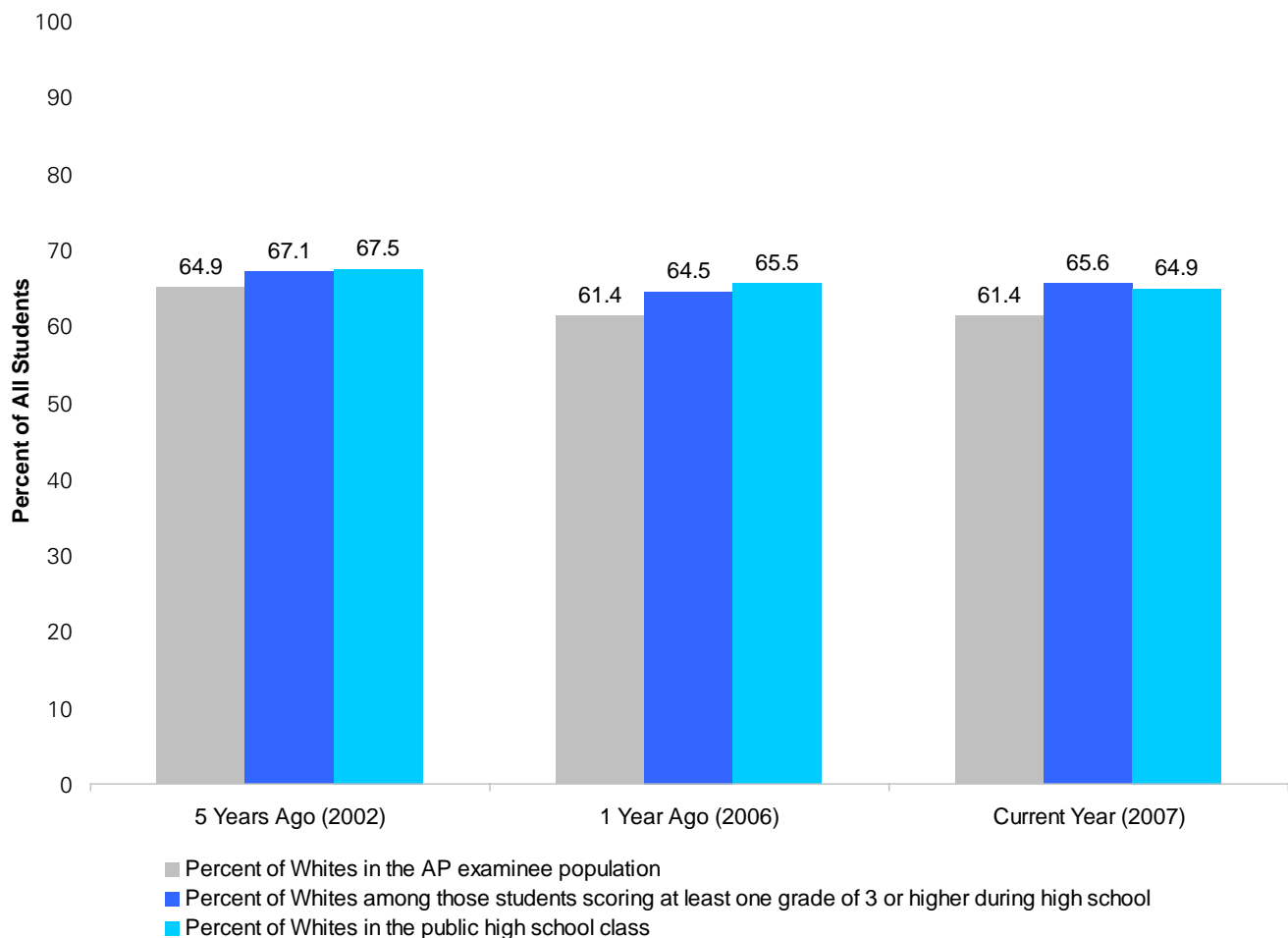


New York Public Schools: High School Classes of 2002, 2006, and 2007

White Students

- 33,268 White students from the public high school class of 2007 took at least one AP Exam during high school compared to 31,318 in the 2006 cohort and 27,513 in the 2002 cohort.
- 23,400 White students from the public high school class of 2007 earned a 3 or higher on at least one AP Exam during high school compared to 21,589 in the 2006 cohort and 19,041 in the 2002 cohort.

White Students AP Participation and Performance in New York: 2002- 2007



Notes

1. The “public high school class of 2007” is the overall number of public school students graduating from high school in 2007, as projected in *Knocking at the College Door* (2003), Western Interstate Commission for Higher Education.
2. “Equity and excellence” indicates that a student has earned at least one AP Exam grade of 3 or higher in one or more AP Exams during high school.
3. Science is composed of Biology, Chemistry, Environmental Science, Physics B, Physics C: Electricity & Magnetism, and Physics C: Mechanics. Math is composed of Calculus AB, Calculus BC, Computer Science A, Computer Science AB, and Statistics. English is composed of English Language and Composition and English Literature and Composition. Social Science is composed of Macroeconomics, Microeconomics, European History, Government and Politics: Comparative, Government and Politics: United States, Human Geography, Psychology, United States History, and World History. Art is composed of Art History, Music Theory, Studio Art: 2-D Design, Studio Art: 3-D Design, and Studio Art: Drawing. Language is composed of Chinese Language and Culture, French Literature, French Language, German Language, Italian Language and Culture, Japanese Language and Culture, Latin Literature, Latin: Vergil, Spanish Language, and Spanish Literature.
4. “Most popular” is measured by the number of AP Exams taken; the number of exams earning a 3 or higher is not considered when ranking the 10 most popular AP Exams.