

# The 4th AP<sup>®</sup> Annual Report to the Nation: Oklahoma Supplement

## Part I: Current Year

### AP Participation & Performance of the Public High School Class<sup>1</sup> of 2007

High School and AP Population by Race/Ethnicity . . . . .	2
AP Participation by Subject Area. . . . .	3
AP Equity and Excellence <sup>2</sup> by Subject Area . . . . .	4
Ten Most Popular AP Exams. . . . .	5

## Part II: 5-Year Trends

### AP Participation & Performance of the Public High School Classes of 2002, 2006, and 2007

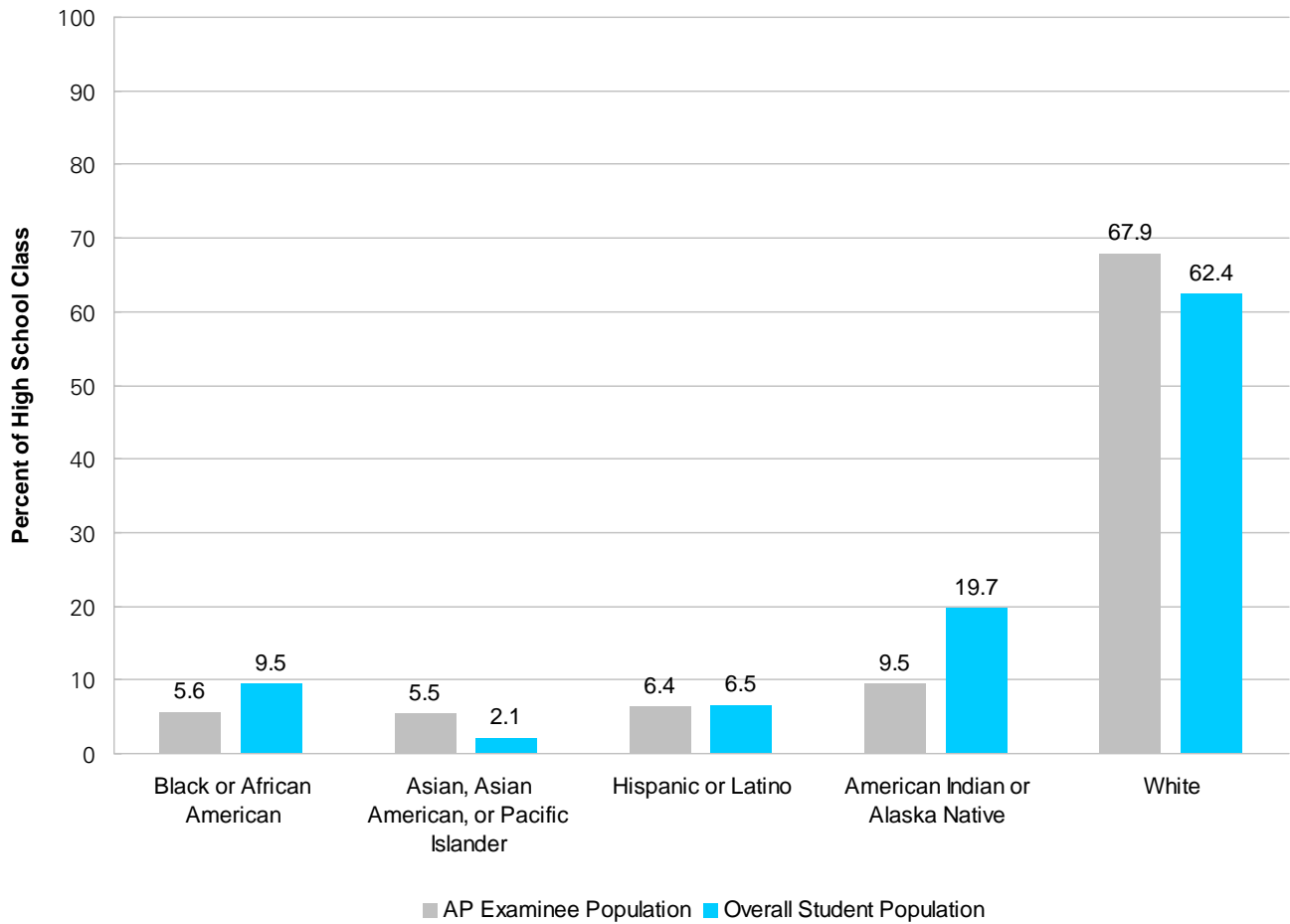
All Students . . . . .	6
Black or African American Students . . . . .	7
Hispanic or Latino Students . . . . .	8
American Indian or Alaska Native Students. . . . .	9
Asian, Asian American, or Pacific Islander Students . . . . .	10
White Students . . . . .	11

<b>Notes</b> . . . . .	12
------------------------	----

# Oklahoma Public Schools: High School Class of 2007

## High School and AP Population by Race/Ethnicity

The Class of 2007: Race/Ethnicity of AP Examinees vs. High School Seniors in Oklahoma



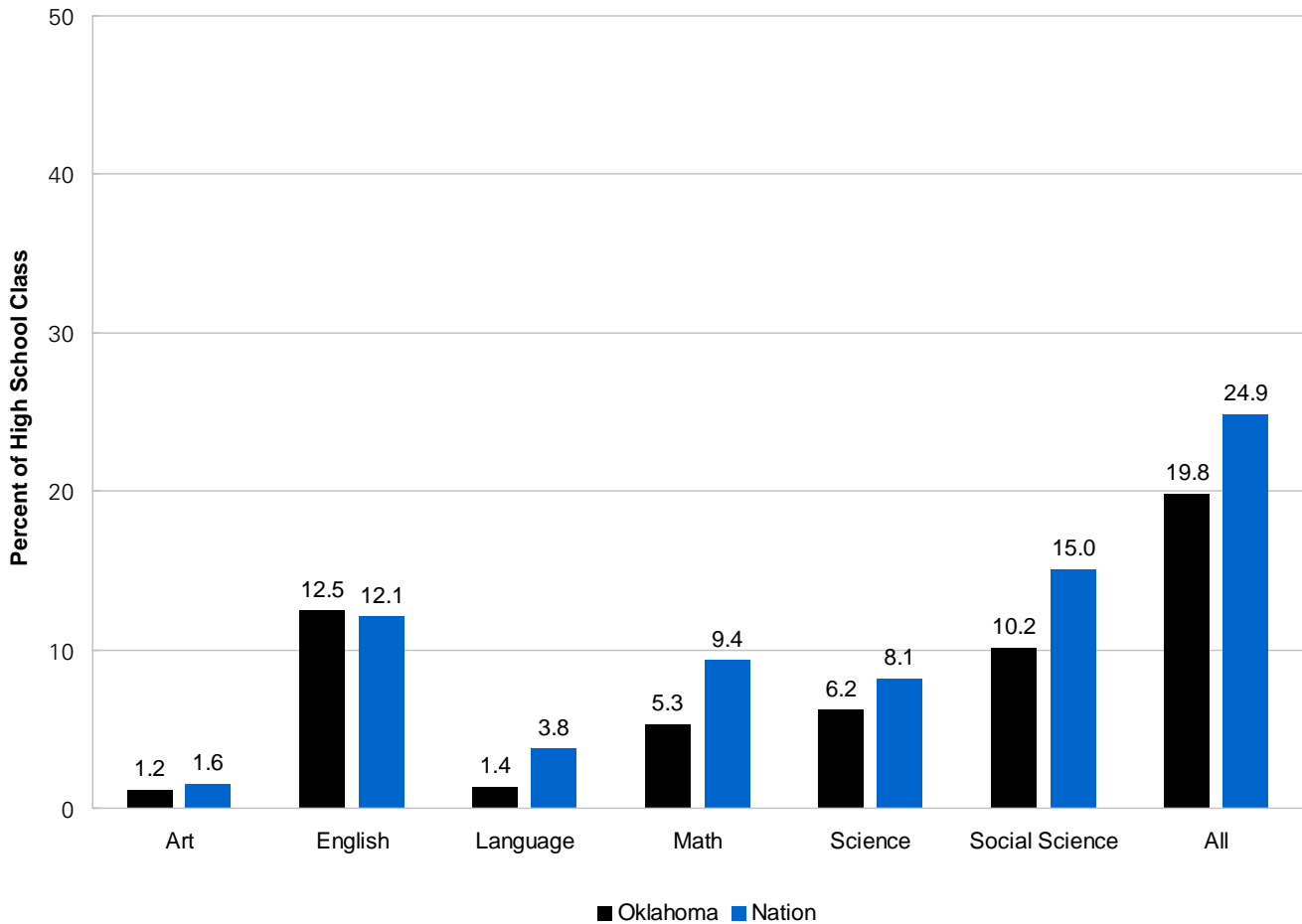
Please note that stated race/ethnicity options for AP do not equal 100; the additional AP race/ethnicity options not shown are “Other” and “Not Stated.”

# Oklahoma Public Schools: High School Class of 2007

## AP Participation by Subject Area

- 19.8% of the public high school class of 2007 took at least one AP Exam during high school. This compares to 24.9% for the nation.
- 12.5% of the public high school class of 2007 took one or more English AP Exams - more than in any other subject area.<sup>3</sup>

The Class of 2007: Percent of Oklahoma Students Who Took an AP Exam During High School, by Subject Area, Compared to the Nation

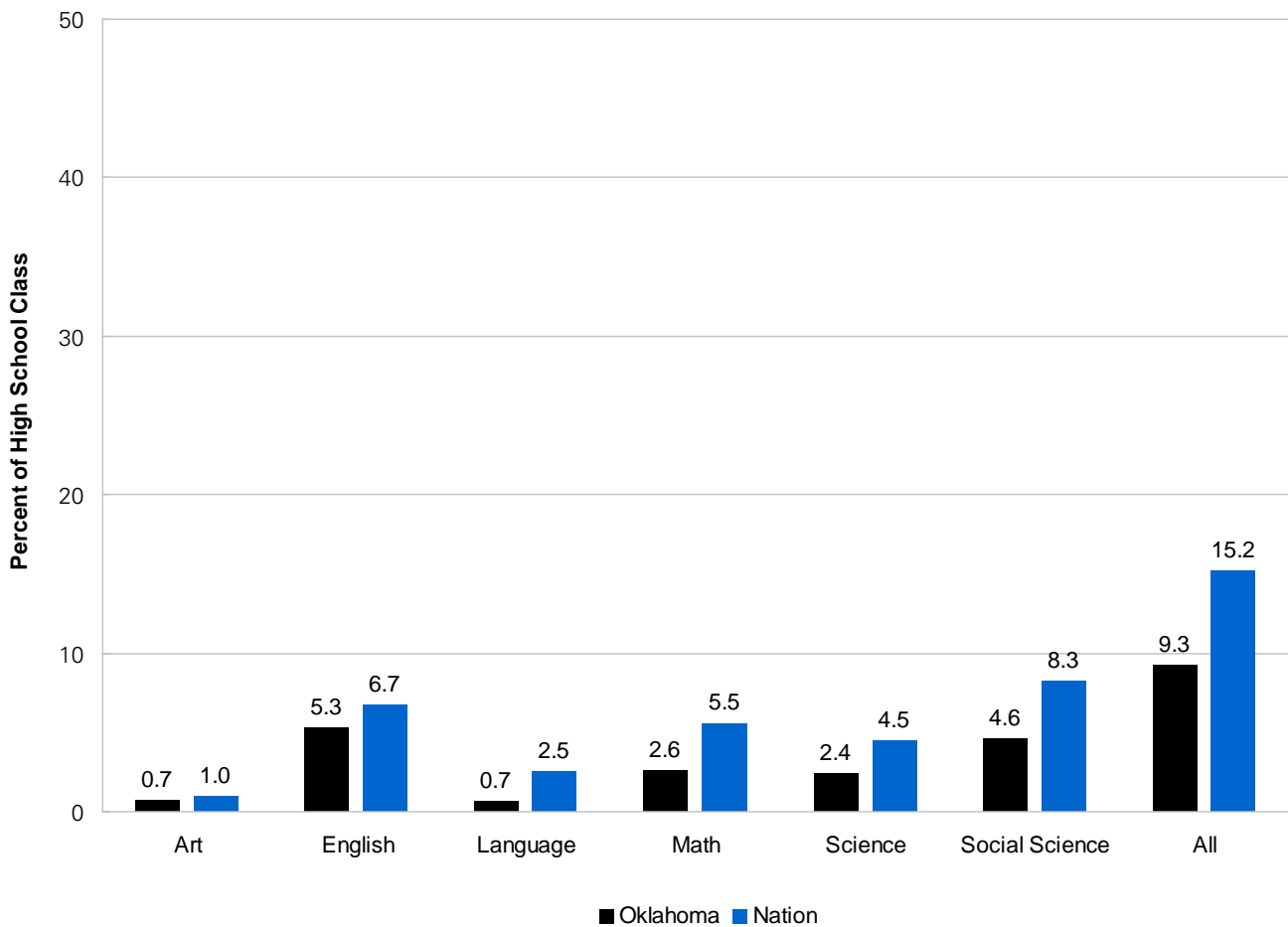


# Oklahoma Public Schools: High School Class of 2007

## AP Equity and Excellence

- 9.3% of the public high school class of 2007 earned a 3 or higher on one or more AP Exams during high school. This compares to 15.2% for the nation.
- 5.3% of the public high school class of 2007 earned a 3 or higher on one or more English AP Exams - more than in any other subject area.

The Class of 2007: Percent of Oklahoma Students Who Earned at least one AP Exam Grade of 3 or Higher During High School, by Subject Area, Compared to the Nation

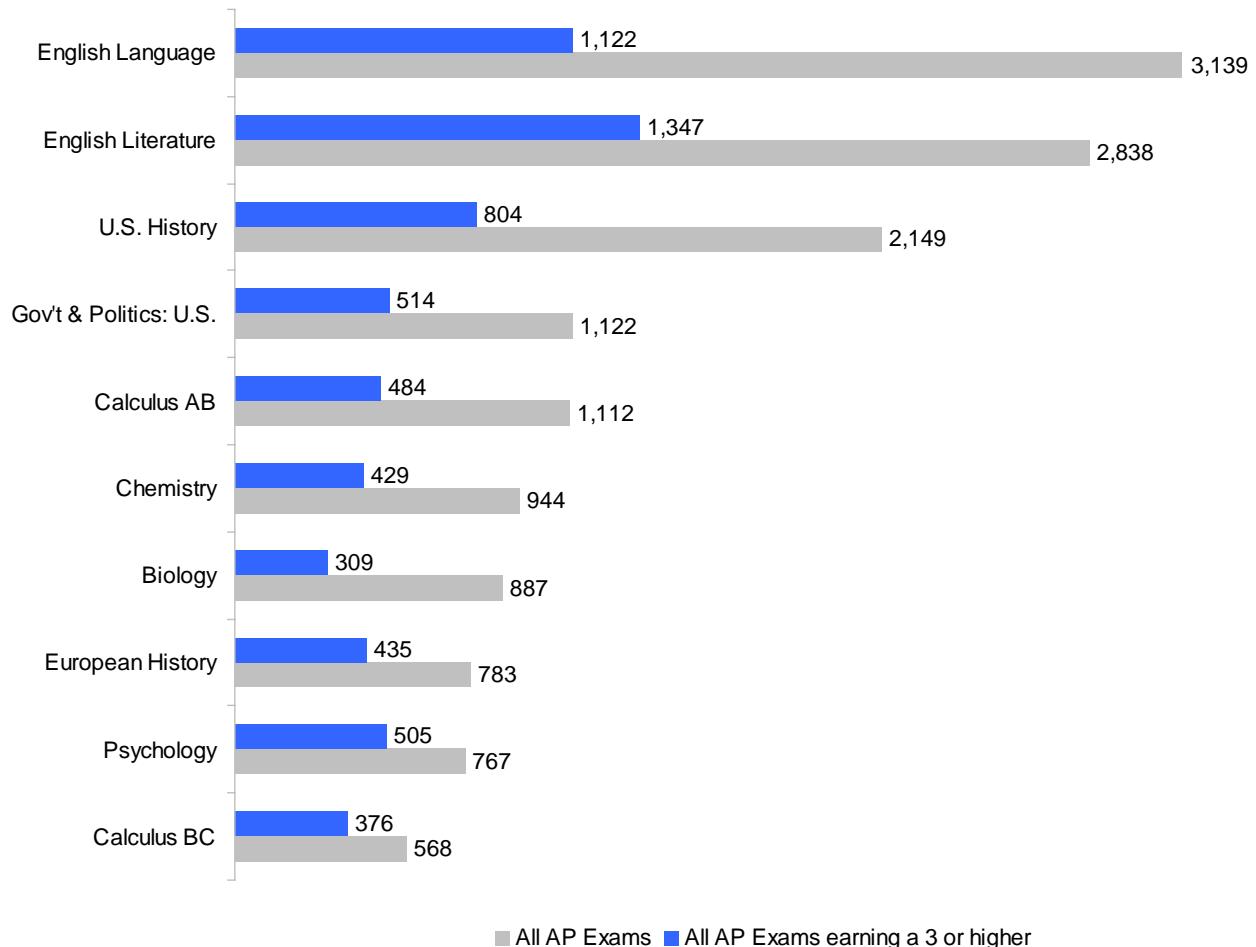


# Oklahoma Public Schools: High School Class of 2007

## Most Popular Exams<sup>4</sup>

The Class of 2007: 10 Most Popular Exams in Oklahoma

Rank	Exam	# of Exams	# of Exams with Scores of 3 or Higher
1	English Language and Composition	3,139	1,122
2	English Literature and Composition	2,838	1,347
3	United States History	2,149	804
4	Government and Politics: U.S.	1,122	514
5	Calculus AB	1,112	484
6	Chemistry	944	429
7	Biology	887	309
8	European History	783	435
9	Psychology	767	505
10	Calculus BC	568	376

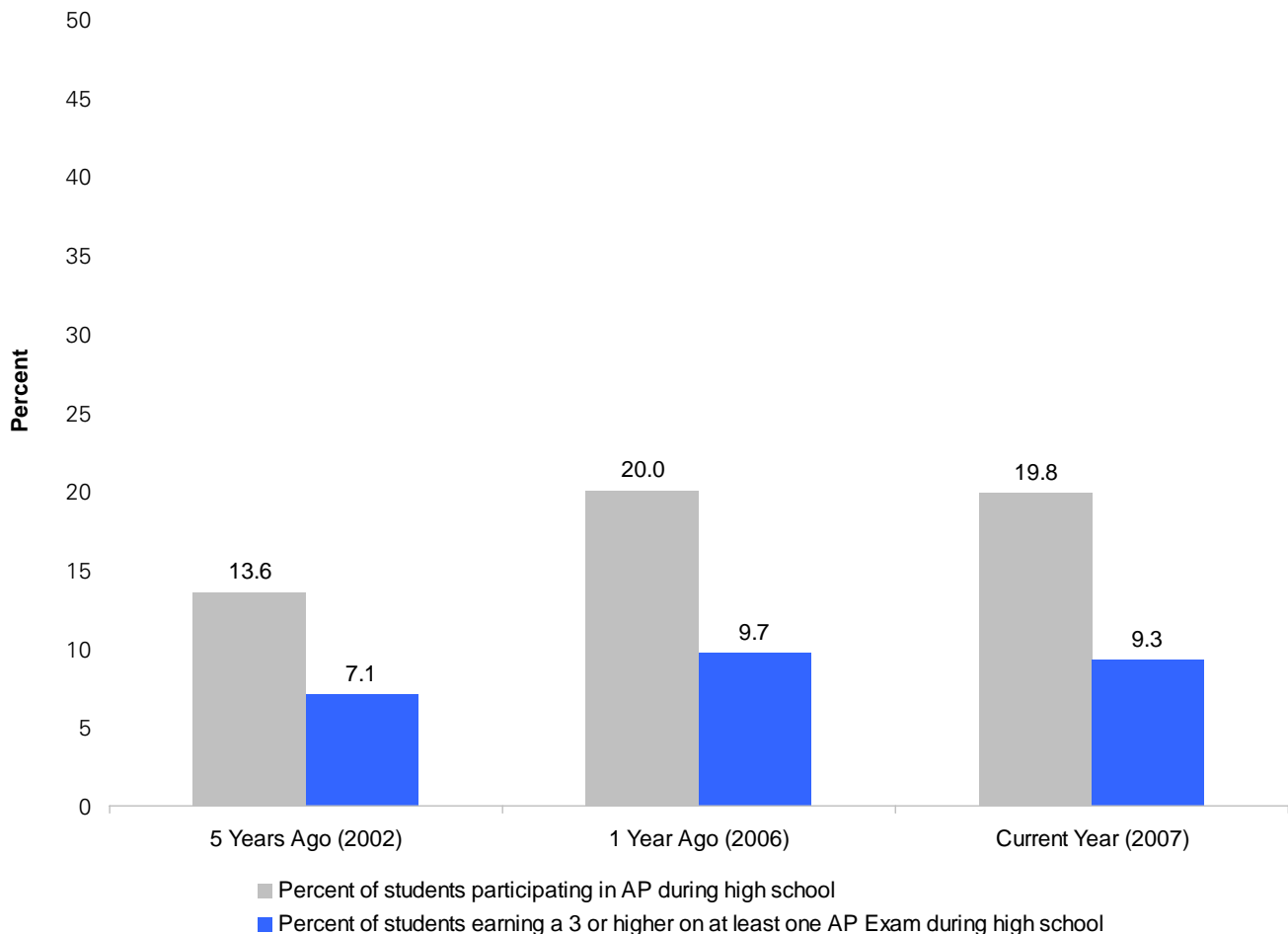


## Oklahoma Public Schools: High School Classes of 2002, 2006, and 2007

### All Students

- 7,084 students from the public high school class of 2007 took at least one AP Exam during high school compared to 7,031 in the 2006 cohort and 5,008 in the 2002 cohort.
- 3,317 students from the public high school class of 2007 earned a 3 or higher on at least one AP Exam during high school compared to 3,397 in the 2006 cohort and 2,622 in the 2002 cohort.

#### Oklahoma Public High School Graduates: AP Participation and Performance 2002-2007

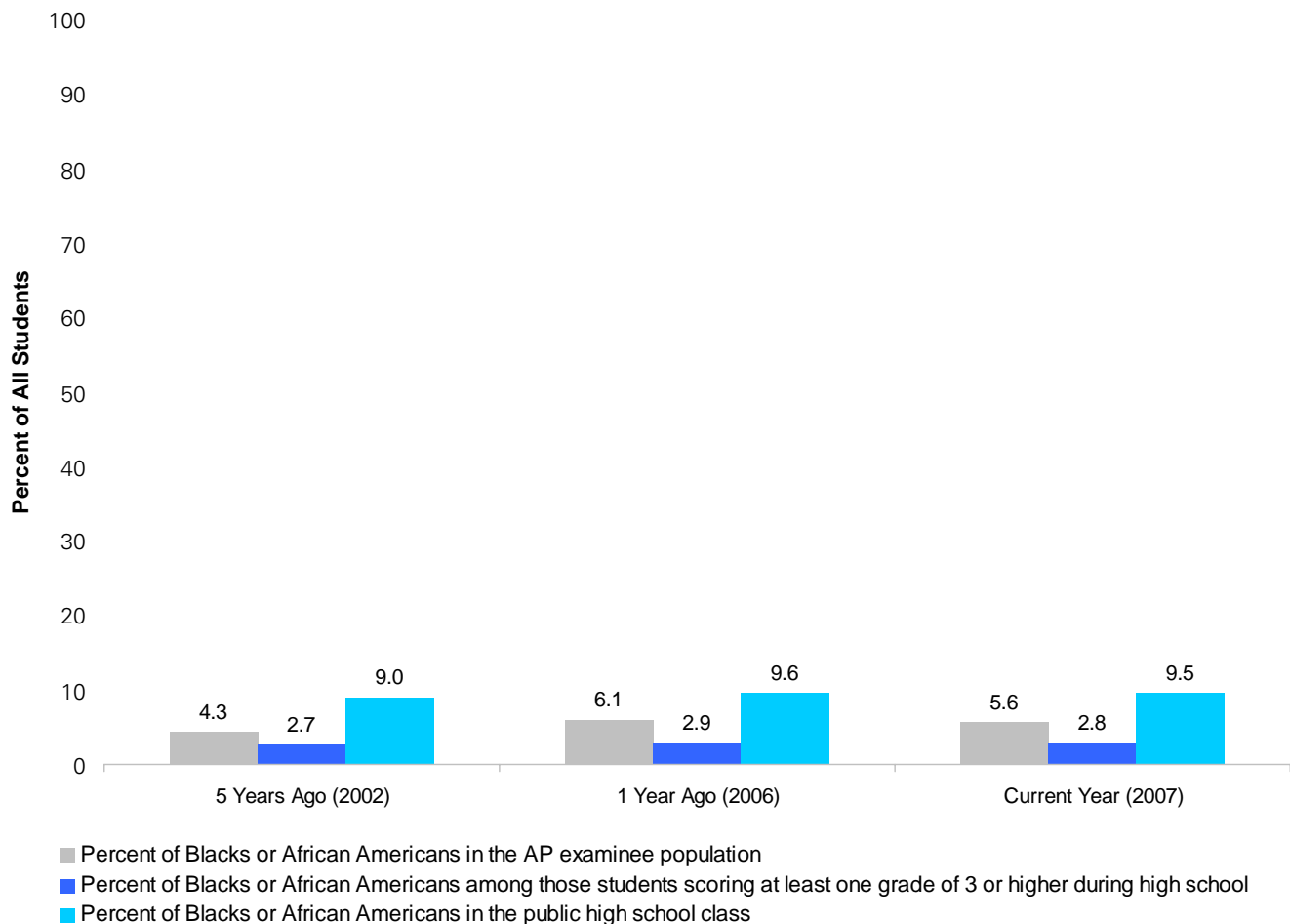


## Oklahoma Public Schools: High School Classes of 2002, 2006, and 2007

### Black or African-American Students

- 399 Black or African American students from the public high school class of 2007 took at least one AP Exam during high school compared to 428 in the 2006 cohort and 215 in the 2002 cohort.
- 92 Black or African American students from the public high school class of 2007 earned a 3 or higher on at least one AP Exam during high school compared to 97 in the 2006 cohort and 70 in the 2002 cohort.

#### Black or African American Students AP Participation and Performance 2002-2007

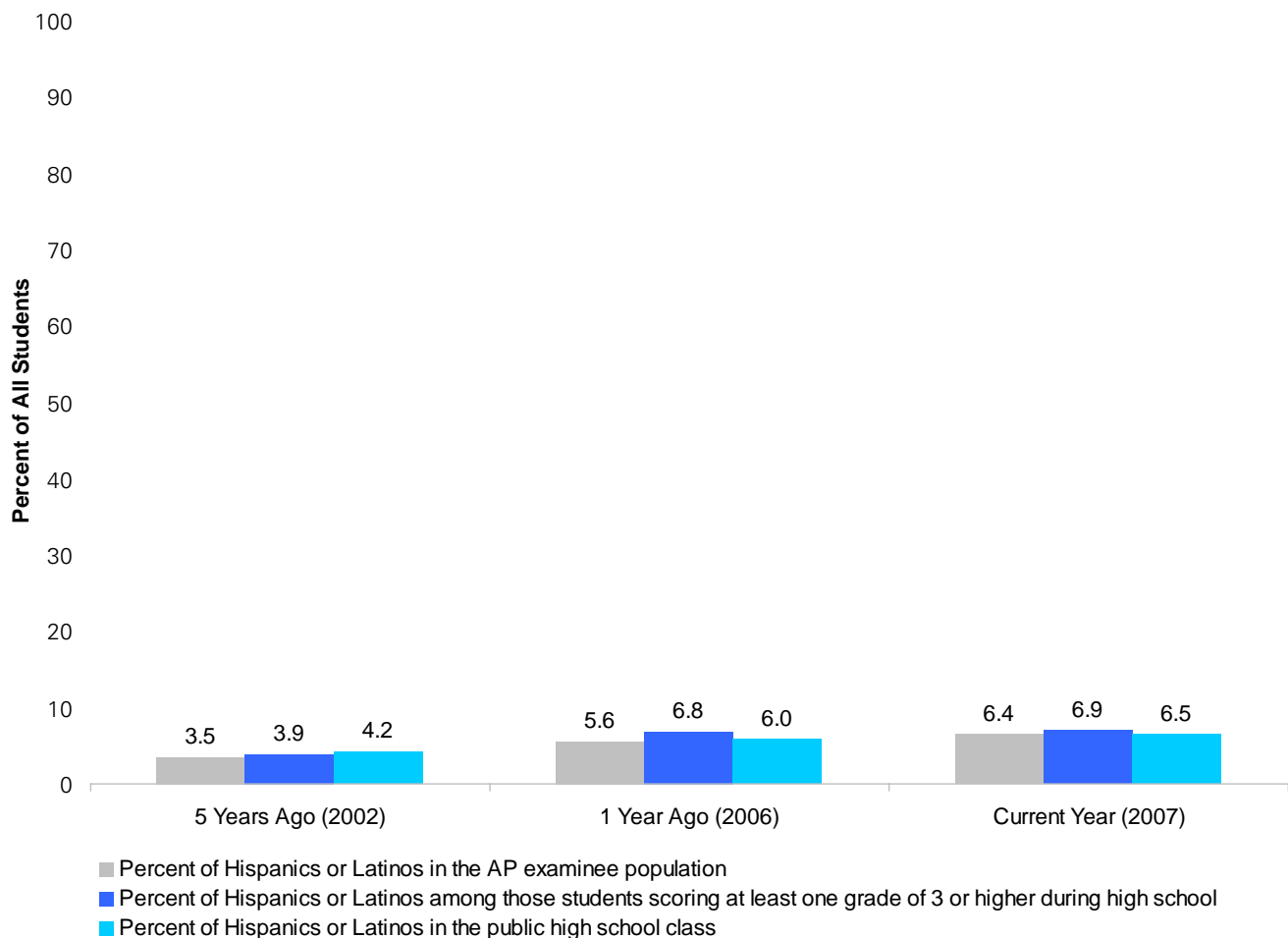


# Oklahoma Public Schools: High School Classes of 2002, 2006, and 2007

## Hispanic or Latino Students

- 452 Hispanic or Latino students from the public high school class of 2007 took at least one AP Exam during high school compared to 392 in the 2006 cohort and 173 in the 2002 cohort.
- 230 Hispanic or Latino students from the public high school class of 2007 earned a 3 or higher on at least one AP Exam during high school compared to 231 in the 2006 cohort and 102 in the 2002 cohort.

### Hispanic or Latino Students AP Participation and Performance 2002-2007

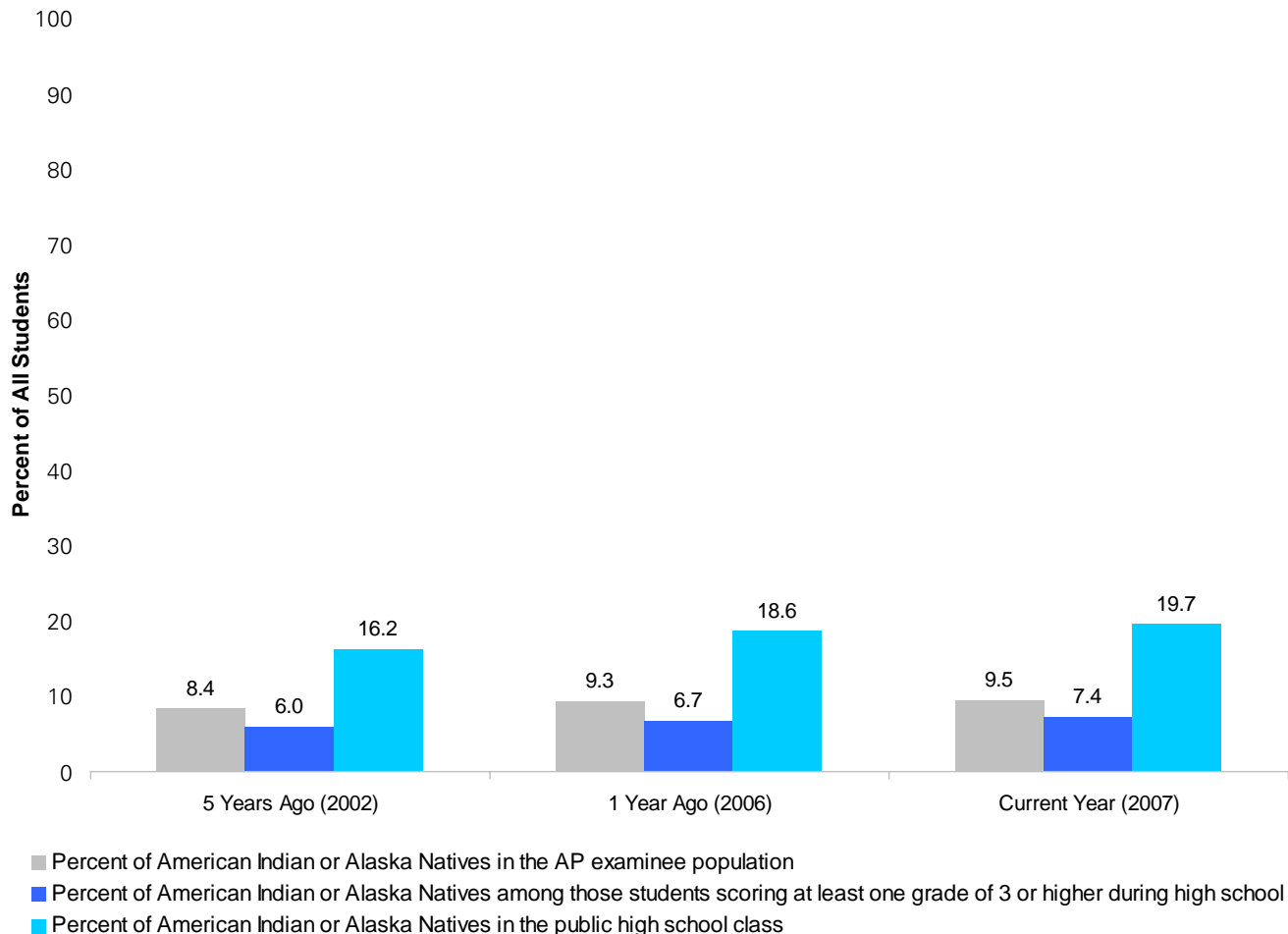


# Oklahoma Public Schools: High School Classes of 2002, 2006, and 2007

## American Indian or Alaska Native Students

- 670 American Indian or Alaska Native students from the public high school class of 2007 took at least one AP Exam during high school compared to 651 in the 2006 cohort and 420 in the 2002 cohort.
- 244 American Indian or Alaska Native students from the public high school class of 2007 earned a 3 or higher on at least one AP Exam during high school compared to 226 in the 2006 cohort and 157 in the 2002 cohort.

### American Indian or Alaska Native Students AP Participation and Performance 2002-2007

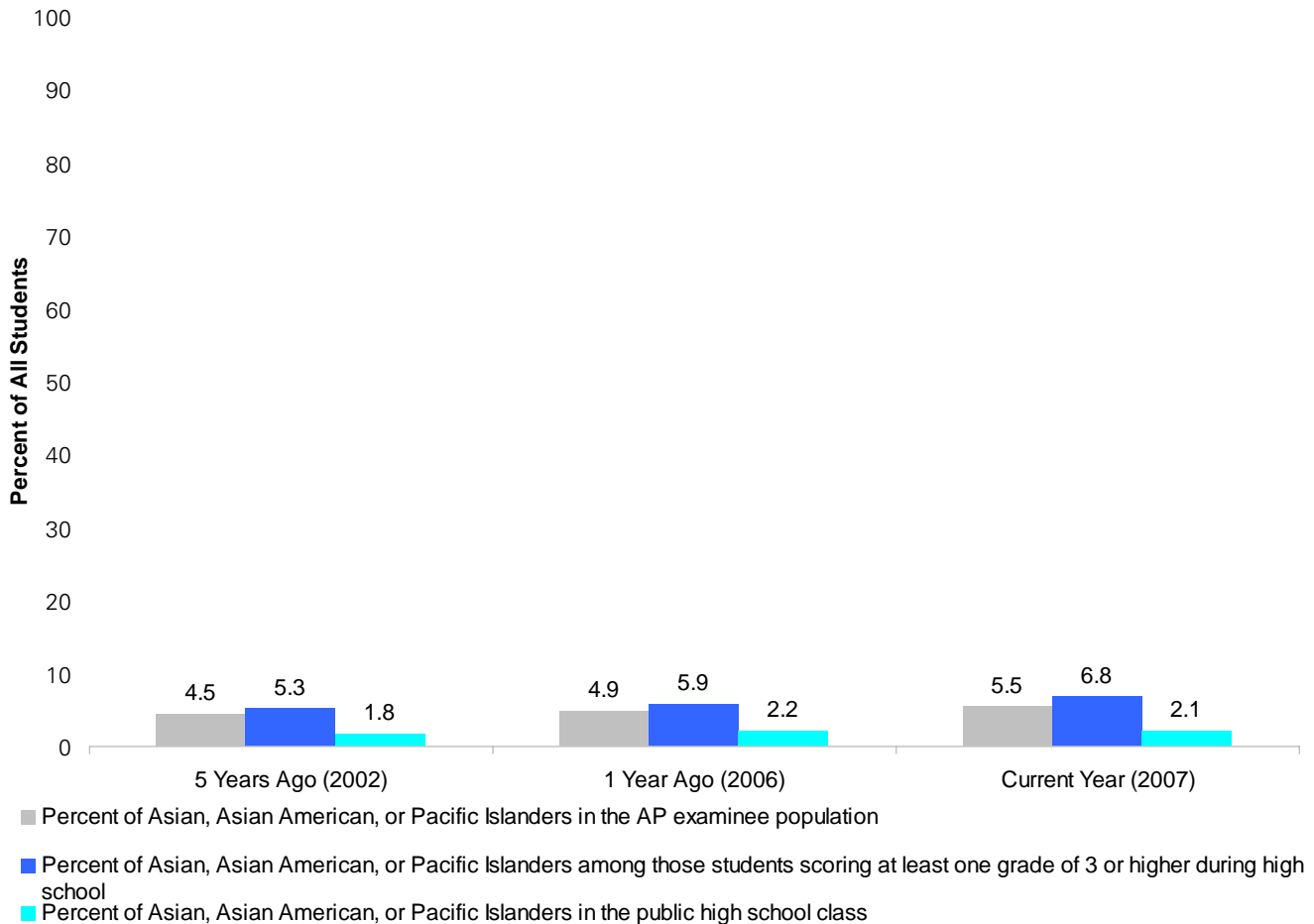


## Oklahoma Public Schools: High School Classes of 2002, 2006, and 2007

### Asian, Asian American, or Pacific Islander Students

- 387 Asian, Asian American, or Pacific Islander students from the public high school class of 2007 took at least one AP Exam during high school compared to 343 in the 2006 cohort and 225 in the 2002 cohort.
- 224 Asian, Asian American, or Pacific Islander students from the public high school class of 2007 earned a 3 or higher on at least one AP Exam during high school compared to 200 in the 2006 cohort and 139 in the 2002 cohort.

#### Asian, Asian American, or Pacific Islander Students AP Participation and Performance 2002-2007

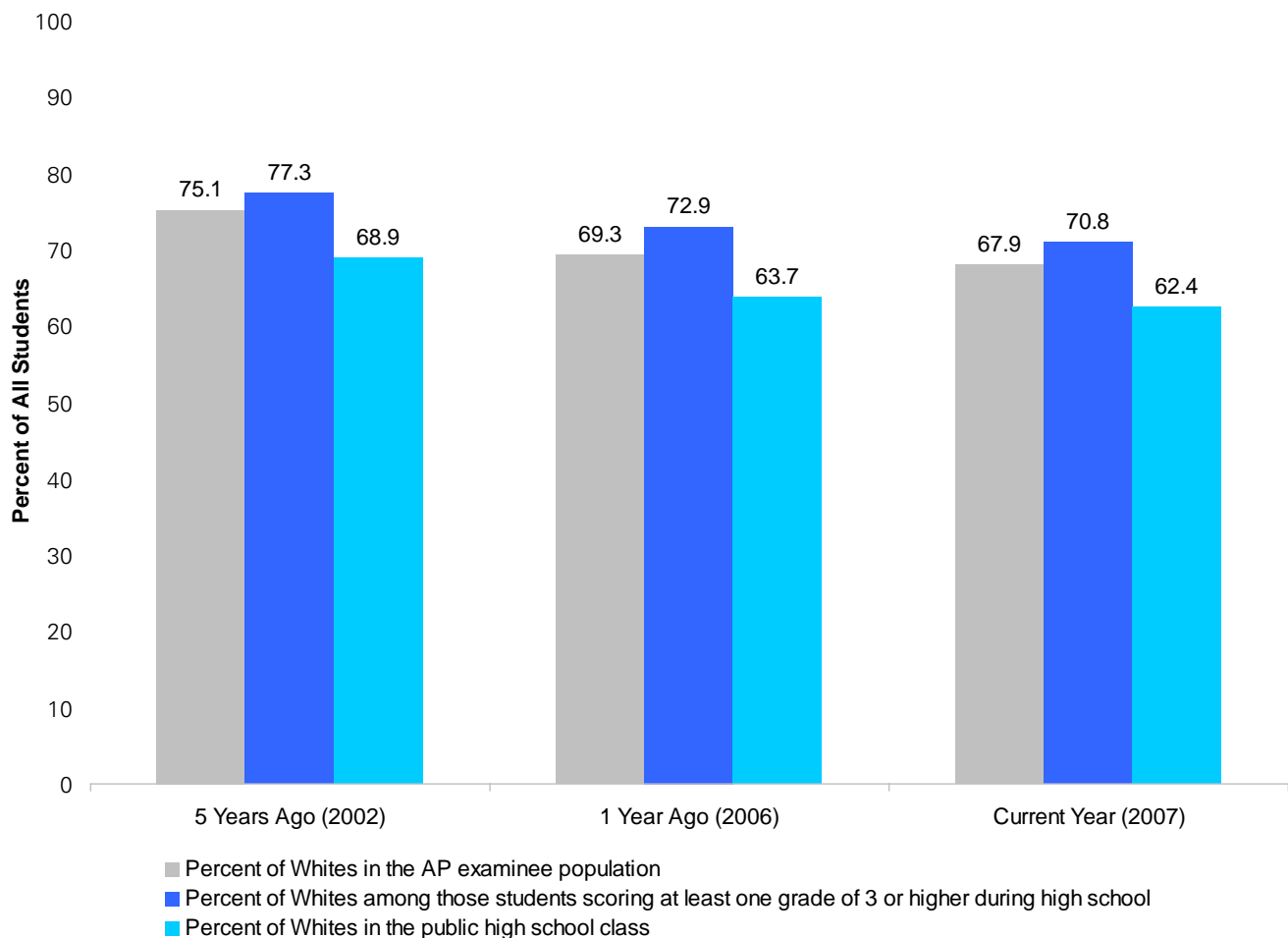


## Oklahoma Public Schools: High School Classes of 2002, 2006, and 2007

### White Students

- 4,813 White students from the public high school class of 2007 took at least one AP Exam during high school compared to 4,874 in the 2006 cohort and 3,762 in the 2002 cohort.
- 2,349 White students from the public high school class of 2007 earned a 3 or higher on at least one AP Exam during high school compared to 2,478 in the 2006 cohort and 2,026 in the 2002 cohort.

#### White Students AP Participation and Performance in Oklahoma: 2002- 2007



## Notes

1. The “public high school class of 2007” is the overall number of public school students graduating from high school in 2007, as projected in *Knocking at the College Door* (2003), Western Interstate Commission for Higher Education.
2. “Equity and excellence” indicates that a student has earned at least one AP Exam grade of 3 or higher in one or more AP Exams during high school.
3. Science is composed of Biology, Chemistry, Environmental Science, Physics B, Physics C: Electricity & Magnetism, and Physics C: Mechanics. Math is composed of Calculus AB, Calculus BC, Computer Science A, Computer Science AB, and Statistics. English is composed of English Language and Composition and English Literature and Composition. Social Science is composed of Macroeconomics, Microeconomics, European History, Government and Politics: Comparative, Government and Politics: United States, Human Geography, Psychology, United States History, and World History. Art is composed of Art History, Music Theory, Studio Art: 2-D Design, Studio Art: 3-D Design, and Studio Art: Drawing. Language is composed of Chinese Language and Culture, French Literature, French Language, German Language, Italian Language and Culture, Japanese Language and Culture, Latin Literature, Latin: Vergil, Spanish Language, and Spanish Literature.
4. “Most popular” is measured by the number of AP Exams taken; the number of exams earning a 3 or higher is not considered when ranking the 10 most popular AP Exams.