

My College QuickStart™ Lesson Plan:

Name: _____


Grade Level(s)	Grades 6–8 and Grades 9–12
Goal(s)	<ul style="list-style-type: none"> Fully explore the features of My College Matches. Understand how to use search criteria to update match results.
Time Required	30–45 minutes
Materials Needed	<ul style="list-style-type: none"> My College QuickStart™—My College Matches “College Possibilities” worksheet (attached)
Before You Begin	<ul style="list-style-type: none"> Set up your My College QuickStart account. (Refer to the “Get Connected” instructional guides for assistance.)
Student Objectives	<ul style="list-style-type: none"> Understand how to utilize the search criteria to locate colleges of interest. Understand how to locate information in a college’s profile.

Student Assignment


1. Go to www.collegeboard.com/quickstart and sign in.

2. Click on 

3. Take a moment to familiarize yourself with the two main areas on this page, **Search Criteria** on the top,

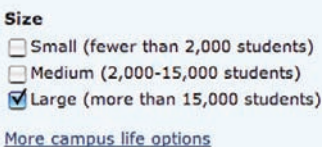


and **My College Match Results** directly below the **Search Criteria** box.



In most cases, **My College Match Results** will be prepopulated with a starter list of schools based simply on your state of residence and your preferred major of interest, if you provided this information on your answer sheet.

4. Change your match results by selecting the size of school that most interests you. Click the box before Small, Medium, or Large under “Size” in **Search Criteria**. You may also uncheck any previously checked boxes if you would like to expand your search.

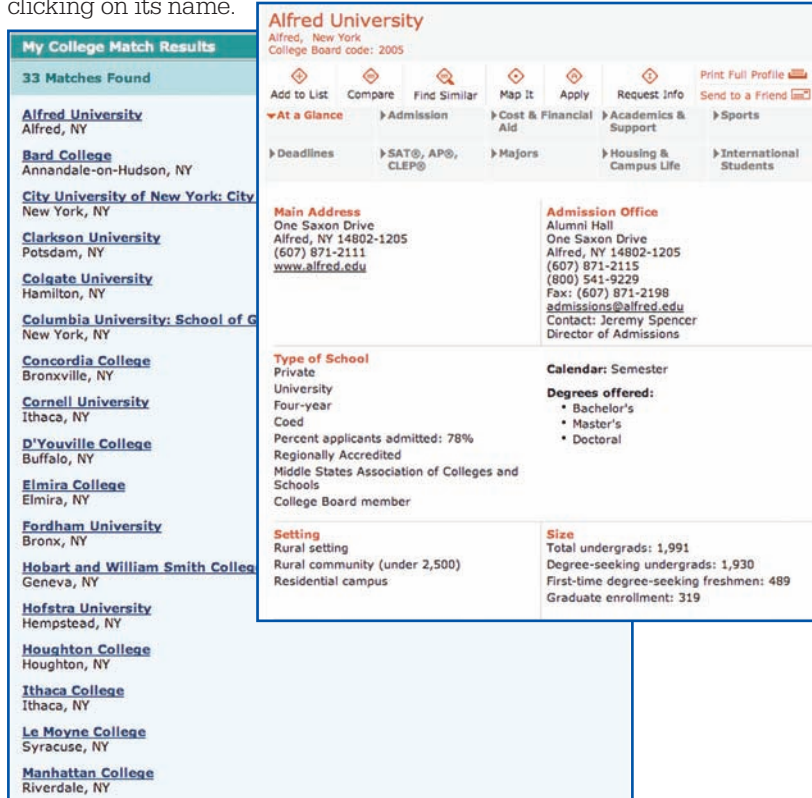


5. Click the **Search Again** button. 

Your **My College Match Results** will be updated according to the criteria you have selected.

My College QuickStart™ Lesson Plan:

6. Review the list of results and select a college that interests you the most by clicking on its name.



My College Match Results
33 Matches Found

- [Alfred University](#)
Alfred, NY
- [Bard College](#)
Annandale-on-Hudson, NY
- [City University of New York: City](#)
New York, NY
- [Clarkson University](#)
Potsdam, NY
- [Colgate University](#)
Hamilton, NY
- [Columbia University: School of G](#)
New York, NY
- [Concordia College](#)
Bronxville, NY
- [Cornell University](#)
Ithaca, NY
- [D'Youville College](#)
Buffalo, NY
- [Elmira College](#)
Elmira, NY
- [Fordham University](#)
Bronx, NY
- [Hobart and William Smith Colleg](#)
Geneva, NY
- [Hofstra University](#)
Hempstead, NY
- [Houghton College](#)
Houghton, NY
- [Ithaca College](#)
Ithaca, NY
- [Le Moyne College](#)
Syracuse, NY
- [Manhattan College](#)
Riverdale, NY

Alfred University
Alfred, New York
College Board code: 2005

[Add to List](#) [Compare](#) [Find Similar](#) [Map It](#) [Apply](#) [Request Info](#) [Print Full Profile](#)
[Send to a Friend](#)

[At a Glance](#) [Admission](#) [Cost & Financial Aid](#) [Academics & Support](#) [Sports](#)
[Deadlines](#) [SAT®, AP®, CLEP®](#) [Majors](#) [Housing & Campus Life](#) [International Students](#)

Main Address
 One Saxon Drive
 Alfred, NY 14802-1205
 (607) 871-2111
www.alfred.edu

Admission Office
 Alumni Hall
 One Saxon Drive
 Alfred, NY 14802-1205
 (607) 871-2115
 (800) 541-9229
 Fax: (607) 871-2198
admissions@alfred.edu
 Contact: Jeremy Spencer
 Director of Admissions

Type of School
 Private
 University
 Four-year
 Coed
 Percent applicants admitted: 78%
 Regionally Accredited
 Middle States Association of Colleges and Schools
 College Board member

Calendar: Semester
Degrees offered:

- Bachelor's
- Master's
- Doctoral

Setting
 Rural setting
 Rural community (under 2,500)
 Residential campus

Size
 Total undergrads: 1,991
 Degree-seeking undergrads: 1,930
 First-time degree-seeking freshmen: 489
 Graduate enrollment: 319

**Student
Assignment
(cont'd)**

7. Familiarize yourself with the college's profile. Examine each of the displayed tabs.



[At a Glance](#) [Admission](#) [Cost & Financial Aid](#) [Academics & Support](#) [Sports](#)
[Deadlines](#) [SAT®, AP®, CLEP®](#) [Majors](#) [Housing & Campus Life](#) [International Students](#)

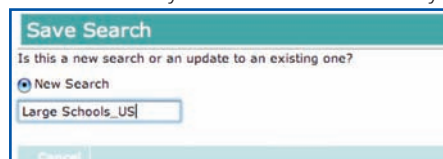
8. Return to **My College Matches** by selecting the Internet browser window named My College Matches.

9. Save your search so you can always come back to see these results. Click the **Save Search** link in the **My College Match Results** section.



[My College Match Results](#) [Save Search](#) [My Saved Searches](#)

10. Select "New Search" and enter the name of this search. Choose a name that describes your search criteria so you can easily locate it later.



Save Search

Is this a new search or an update to an existing one?

New Search

My College QuickStart™ Lesson Plan:

Student Assignment (cont'd)

11. Click **Save**.
12. From your list of results, identify three colleges of possible interest to you. Try to locate one school that may be difficult for you to be admitted to (your “reach” school), one that you have a strong chance of being admitted to, and one that you have a nearly sure chance of being admitted to (your “backup” school).
13. Using the “College Possibilities” worksheet, write these three schools on the Name of Institution lines. Using the first school you wrote down, click the name of the first school in **My College Matches** to review that school’s profile.
14. Reviewing the **At a Glance** tab, locate the Type of School section and answer the following questions on your worksheet about this school:

Type of School

- What type of school is this? Public or private? Two-year or four-year? Is it coed?
- What types of degrees are offered? (bachelor’s, master’s, etc.)
- What percent of applicants are admitted?
- What is the size of the school? Total number of undergraduates?

Now, look within the Student Body section on the **At a Glance** tab:

Student Body

First-year students

- Using your current GPA, what percentage of first-year freshmen were admitted within the same range?
15. Select the **Admission** tab and locate the Admission Policies and Factors section.

Admission Policies and Factors

Answer the following question on your worksheet:

- What are the admissions requirements to attend this school?

16. Now, locate the **High School Preparation** section on the same tab, and complete the following questions:

High School Preparation

- What are the *required* high school course units for this college?
 - What are the *recommended* high school course units for this college?
17. Finally, in the space provided on the worksheet, list three reasons why you are interested in this school.
 18. Repeat steps 14–17 for the second and third schools listed on your worksheet.

My College QuickStart™ Lesson Plan:

Optional Assignments

1. Use the **more** options located in the search criteria section to select traits that are most important to you:
 - a. Choose “More campus life options” under “Size” to select additional attributes (e.g., campus setting, housing availability) that you would like the colleges in your personalized list to possess.
 - b. Click “More locations options” to search by a different state or region.
 - c. Click “More majors” to search by a different major.
 - d. Click “More admissions options” to search by various admissions criteria (like SAT scores).
2. Select your top college of interest and do a side-by-side comparison with your second favorite college. From the **My College Matches** page, click on your second favorite college. Click **Compare** at the top of the page. On the next screen, click **Compare Now**. What attributes are more appealing to you?
3. Select a college and view its profile by clicking the name. Add this college to your list by clicking “Add to List.” Your My Calendar in My Organizer will now display key deadlines for this college.

Classroom Discussion Topics (Optional)

There are many factors to consider when identifying colleges and universities that may be right for you:

- What are the most important attributes that you are looking for?
- Is there an advantage to going to college in your home state?
- Is there an advantage to going to college in close proximity to your family?
- Is the amount of financial aid that’s granted to students an important factor to you?
- Think about those attributes listed in My College QuickStart that are most important to you and how you might balance the pros and cons in order to find the best fit for you.

My College QuickStart™ Lesson Plan:

Name: _____

Worksheet: College Possibilities

See steps 14–18 on page 3 for instructions for completing this worksheet.

	“Reach” School	Strong Chance of Admission	“Backup” School
Name of Institution			
<i>Type of School</i>			
a. Public or private?			
b. Two-year or four-year?			
c. Coed?			
d. Percent of applicants admitted?			
e. Degrees offered?			
f. Size: Total number of undergraduates?			
Using your current GPA, what percent of first-year freshmen were admitted within the same range?			
What are some of the requirements for admission?			
<i>High School Preparation</i>			
a. Required			
b. Recommended			
Why I am interested in this school?			

Note: College information in College Search is provided by the colleges themselves. Costs, dates, policies, and programs are subject to change, so please confirm important facts with college admissions personnel.