


## My College QuickStart™ Lesson Plan:

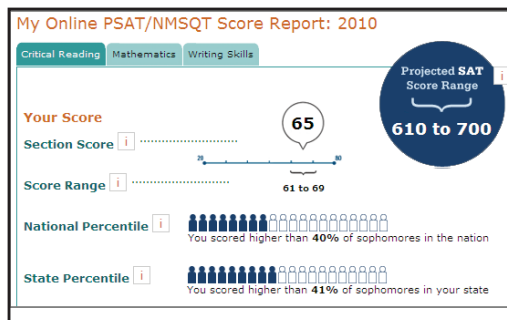
Name: \_\_\_\_\_

<b>Grade Level(s)</b>	Grades 9–12
<b>Goal(s)</b>	<ul style="list-style-type: none"> <li>Review and understand missed and omitted Critical Reading, Writing Skills, and/or Mathematics questions on the PSAT/NMSQT®.</li> <li>Fully explore the features and content in My Online Score Report.</li> </ul>
<b>Time Required</b>	30–45 minutes
<b>Materials Needed</b>	<ul style="list-style-type: none"> <li>My College QuickStart™—My Online Score Report</li> <li>“Reviewing Missed Questions” worksheet (attached)</li> </ul>
<b>Before You Begin</b>	<ul style="list-style-type: none"> <li>Set up your My College QuickStart account. (Refer to the “Get Connected” reference sheets for assistance.)</li> </ul>
<b>Student Objectives</b>	<ul style="list-style-type: none"> <li>Revisit missed/omitted questions in each content area, at each difficulty level, or by content type.</li> <li>Identify possible patterns in incorrect problem solving.</li> <li>Review correct answers with explanations, and identify skill areas that are still not clear.</li> </ul>

### Student Assignment

- Go to [www.collegeboard.com/quickstart](http://www.collegeboard.com/quickstart) and sign in.
- Click on 
- Use the tabs at the top of the page, choose Critical Reading, Mathematics, or Writing Skills.
 

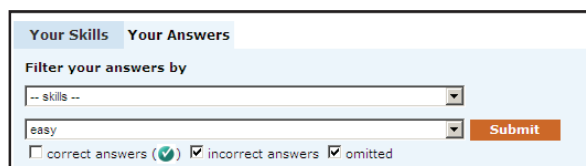
Critical Reading Mathematics Writing Skills
- Take a moment to review your score, score range, national and state percentiles, and projected SAT® score range.  
Note: If you’re in ninth grade, you will instead see an estimated national percentile range.



## My College QuickStart™ Lesson Plan:

### Student Assignment (cont'd)

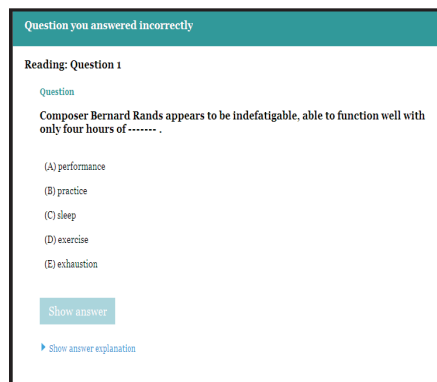
5. In the **Your Answers** tab, use the filter options to view questions to investigate further.



6. Click on the number link to view the test question and answer explanations.

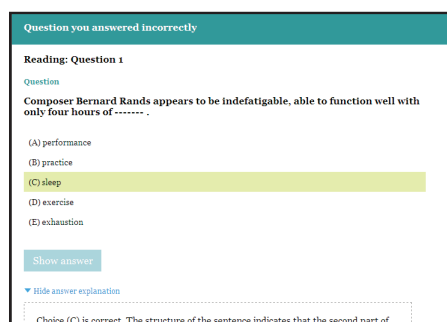
Q#	Correct Answer	Your Answer	Difficulty	Skill
01	C	A	easy	<a href="#">Determining the Meaning of Words</a>

7. Reread the question, the answer choices, and the reading passages, if applicable. Then click on **Show Answer**.



8. On the “Reviewing Missed Questions” worksheet, write in the test section, question number, correct answer, and your answer. Then complete Question 1.

9. Now click on **Show Answer Explanation**.



10. Read the full answer explanation provided and then answer Question 2 on the “Reviewing Missed Questions” worksheet.
11. Repeat steps 6–11, selecting different categories of questions to view. Try viewing the easy questions you answered incorrectly and omitted. You can also view questions linked to a skill you would like to improve.

**My College QuickStart™ Lesson Plan:**

**Optional  
Assignment**

1. Focus your review by looking at the questions linked to the skill you performed the worst on. Click on an individual skill to see the definition and a list of the test questions that measure that skill.

**Your Skills** **Your Answers**

These results help you identify the skills you need to work on to improve your college readiness and your SAT score. Select a skill with a lower performance bar and review the questions you answered incorrectly. Then try the question again and read the answer explanations.

expand all | collapse all

Skill	Total Questions	Total Correct	Performance
▶ Algebra & Functions	14	13	<div style="width: 93%;"></div>
▶ Problem Solving*	9	8	<div style="width: 89%;"></div>
▶ Communication*	8	7	<div style="width: 88%;"></div>
▶ Representation*	8	7	<div style="width: 88%;"></div>
▶ Geometry & Measurement	11	8	<div style="width: 73%;"></div>
▶ Number & Operations	9	6	<div style="width: 67%;"></div>
▶ Reasoning*			
▶ Connections*			
▶ Data, Statistics			

▼ Geometry & Measurement		11	8	<div style="width: 73%;"></div>
definition	answers	#	questions	
Solve problems based on understanding the properties of shapes, such as triangles and circles, and the spatial relationships between angles and lines.	Omitted	3	<a href="#">03</a> , <a href="#">13</a> , <a href="#">38</a> ( <a href="#">view all</a> )	
	Incorrect	0	--	
	Correct	8	<a href="#">08</a> , <a href="#">11</a> , <a href="#">15</a> , <a href="#">18</a> , <a href="#">21</a> , <a href="#">25</a> , <a href="#">31</a> , <a href="#">33</a> ( <a href="#">view all</a> )	

Next Steps: [Practice and improve](#)

**Classroom  
Discussion  
Topics**

1. Which easy/medium/hard questions did you answer incorrectly? How might you change your study habits in order to gain an improved understanding of the skills presented in those questions?
2. Do you feel that some of the questions covered material that you have not yet learned?
3. Identify questions that were commonly missed by the class. As a class, review those questions to understand why the correct answers are correct, and the reasons why the incorrect answers are incorrect.

## My College QuickStart™ Lesson Plan:

Name: \_\_\_\_\_

### Worksheet: Reviewing Missed Questions

Choose a question that you missed on the PSAT/NMSQT. Reread the question and any relevant passages. Then answer the following questions.

Test Section (Circle One):	Question Number:	Correct Answer:	Your Answer:
Critical Reading Mathematics Writing Skills			
<b>Question 1: Why do you think you answered the question the way you did the first time?</b>			
<i>Now go back and click Show Answer Explanation, and read the explanation.</i>			
<b>Question 2: What part(s) of the answer explanation are unclear to you and why?</b>			

Now repeat those steps with another test question.

Section (Circle One):	Question Number:	Correct Answer:	Your Answer:
Critical Reading Mathematics Writing Skills			
<b>Question 1: Why did you answer the question the way you did the first time?</b>			
<i>Now go back and click Show Answer Explanation, and read the explanation.</i>			
<b>Question 2: What part(s) of the answer explanation are unclear to you and why?</b>			