

# The 4th AP<sup>®</sup> Annual Report to the Nation: Washington Supplement

## Part I: Current Year

### AP Participation & Performance of the Public High School Class<sup>1</sup> of 2007

High School and AP Population by Race/Ethnicity . . . . .	2
AP Participation by Subject Area. . . . .	3
AP Equity and Excellence <sup>2</sup> by Subject Area . . . . .	4
Ten Most Popular AP Exams. . . . .	5

## Part II: 5-Year Trends

### AP Participation & Performance of the Public High School Classes of 2002, 2006, and 2007

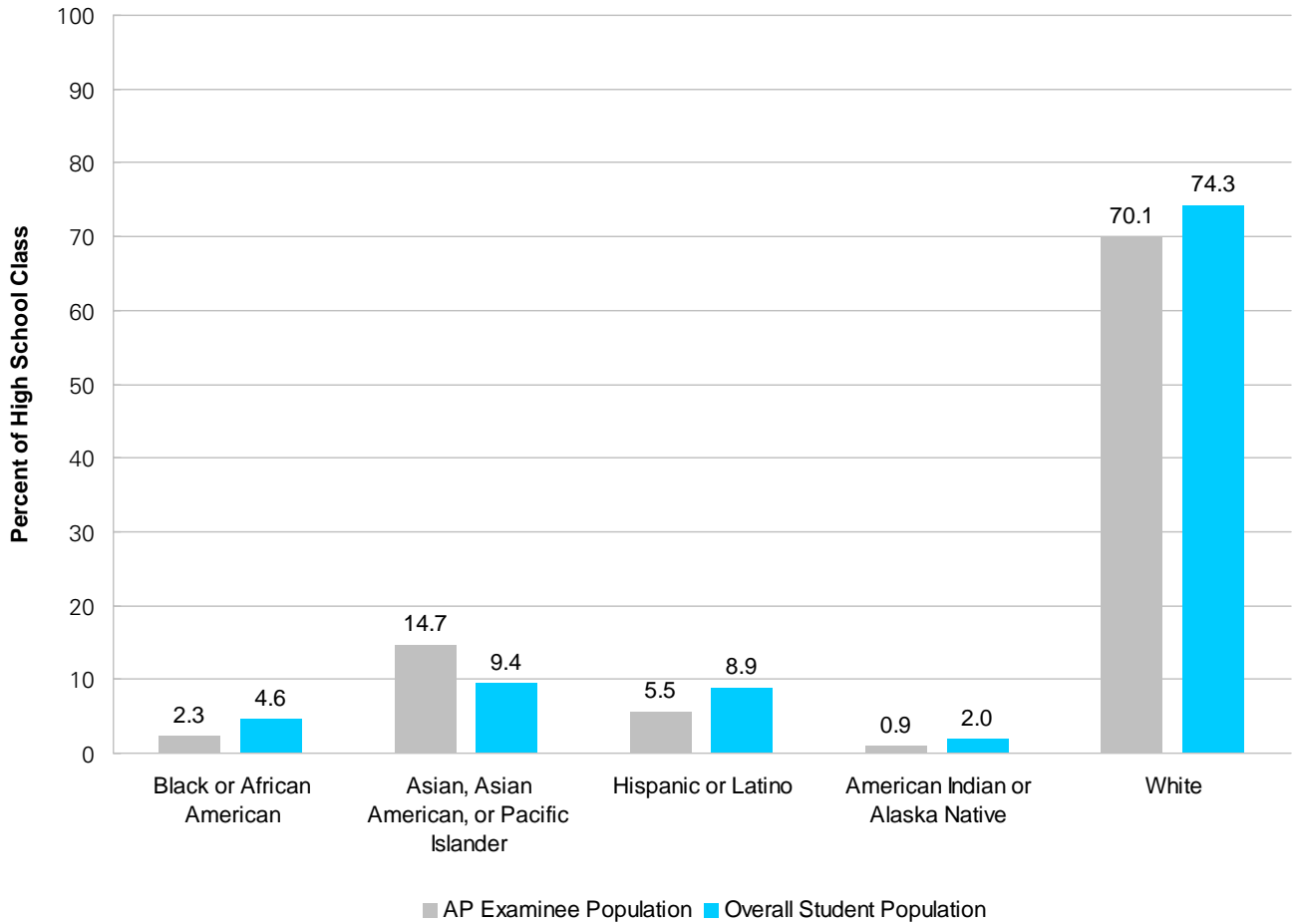
All Students . . . . .	6
Black or African American Students . . . . .	7
Hispanic or Latino Students . . . . .	8
American Indian or Alaska Native Students. . . . .	9
Asian, Asian American, or Pacific Islander Students . . . . .	10
White Students . . . . .	11

<b>Notes</b> . . . . .	12
------------------------	----

# Washington Public Schools: High School Class of 2007

## High School and AP Population by Race/Ethnicity

The Class of 2007: Race/Ethnicity of AP Examinees vs. High School Seniors in Washington



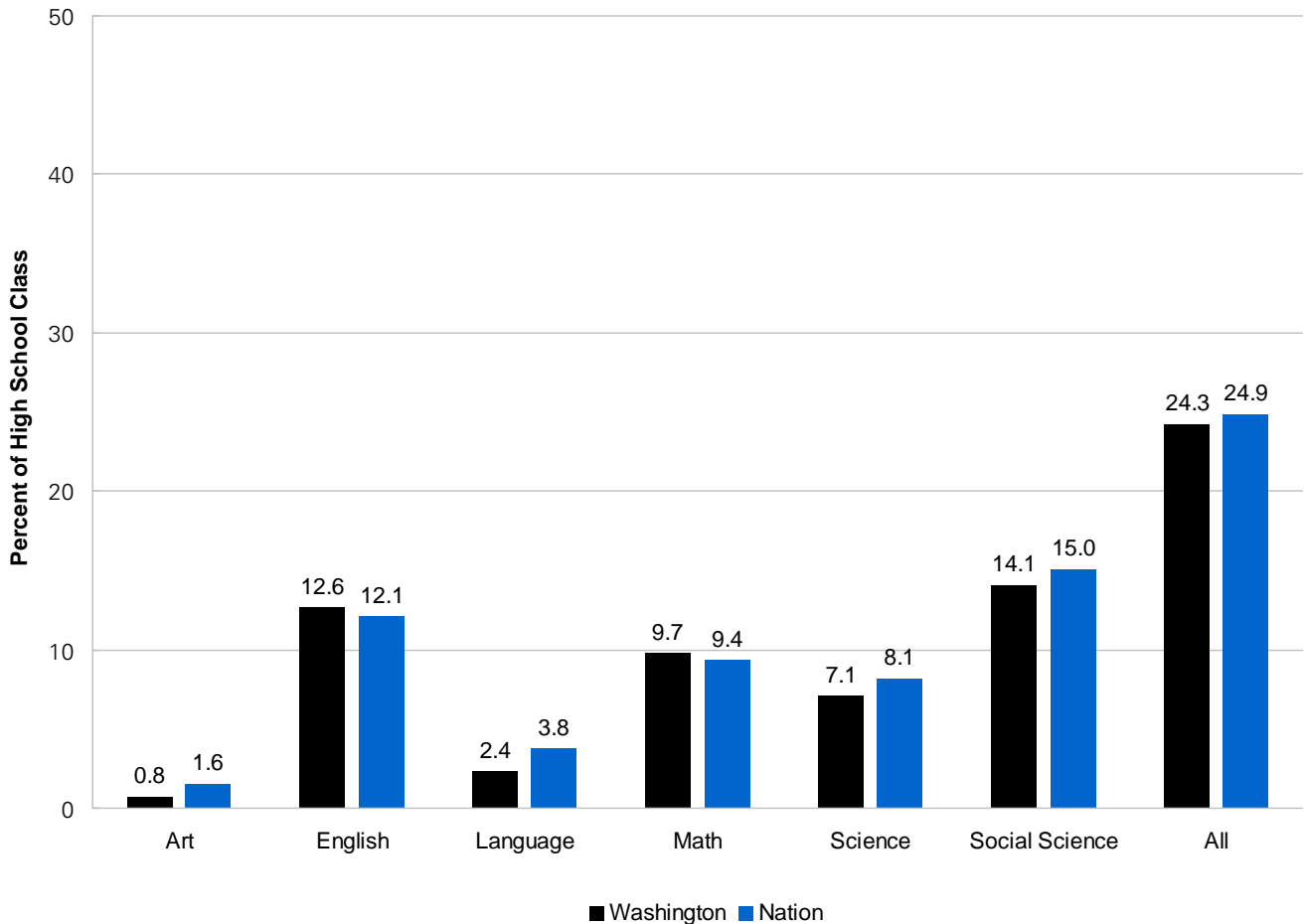
Please note that stated race/ethnicity options for AP do not equal 100; the additional AP race/ethnicity options not shown are “Other” and “Not Stated.”

# Washington Public Schools: High School Class of 2007

## AP Participation by Subject Area

- 24.3% of the public high school class of 2007 took at least one AP Exam during high school. This compares to 24.9% for the nation.
- 14.1% of the public high school class of 2007 took one or more social science AP Exams - more than in any other subject area.<sup>3</sup>

The Class of 2007: Percent of Washington Students Who Took an AP Exam During High School, by Subject Area, Compared to the Nation

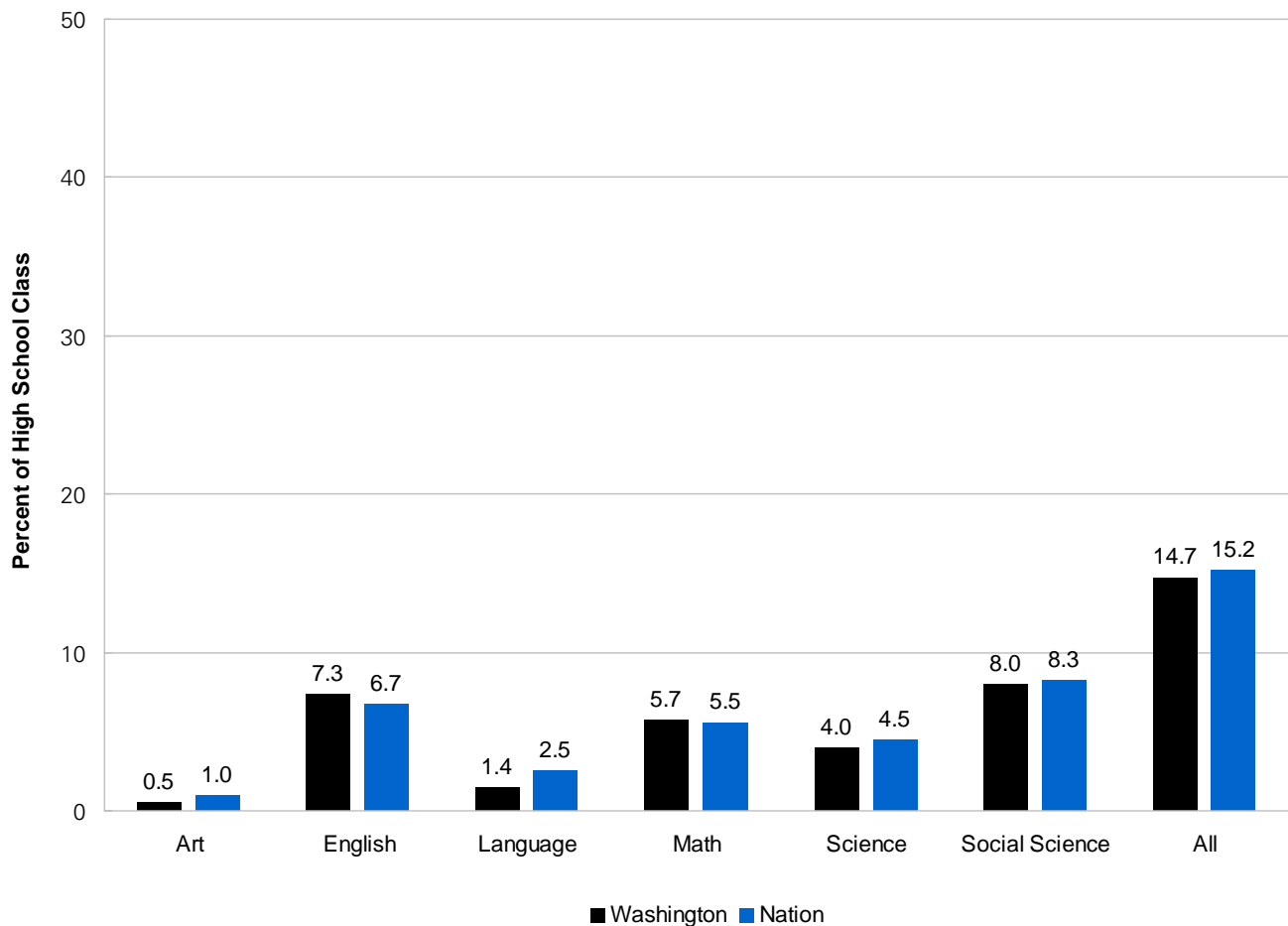


# Washington Public Schools: High School Class of 2007

## AP Equity and Excellence

- 14.7% of the public high school class of 2007 earned a 3 or higher on one or more AP Exams during high school. This compares to 15.2% for the nation.
- 8.0% of the public high school class of 2007 earned a 3 or higher on one or more social science AP Exams - more than in any other subject area.

**The Class of 2007: Percent of Washington Students Who Earned at least one AP Exam Grade of 3 or Higher During High School, by Subject Area, Compared to the Nation**

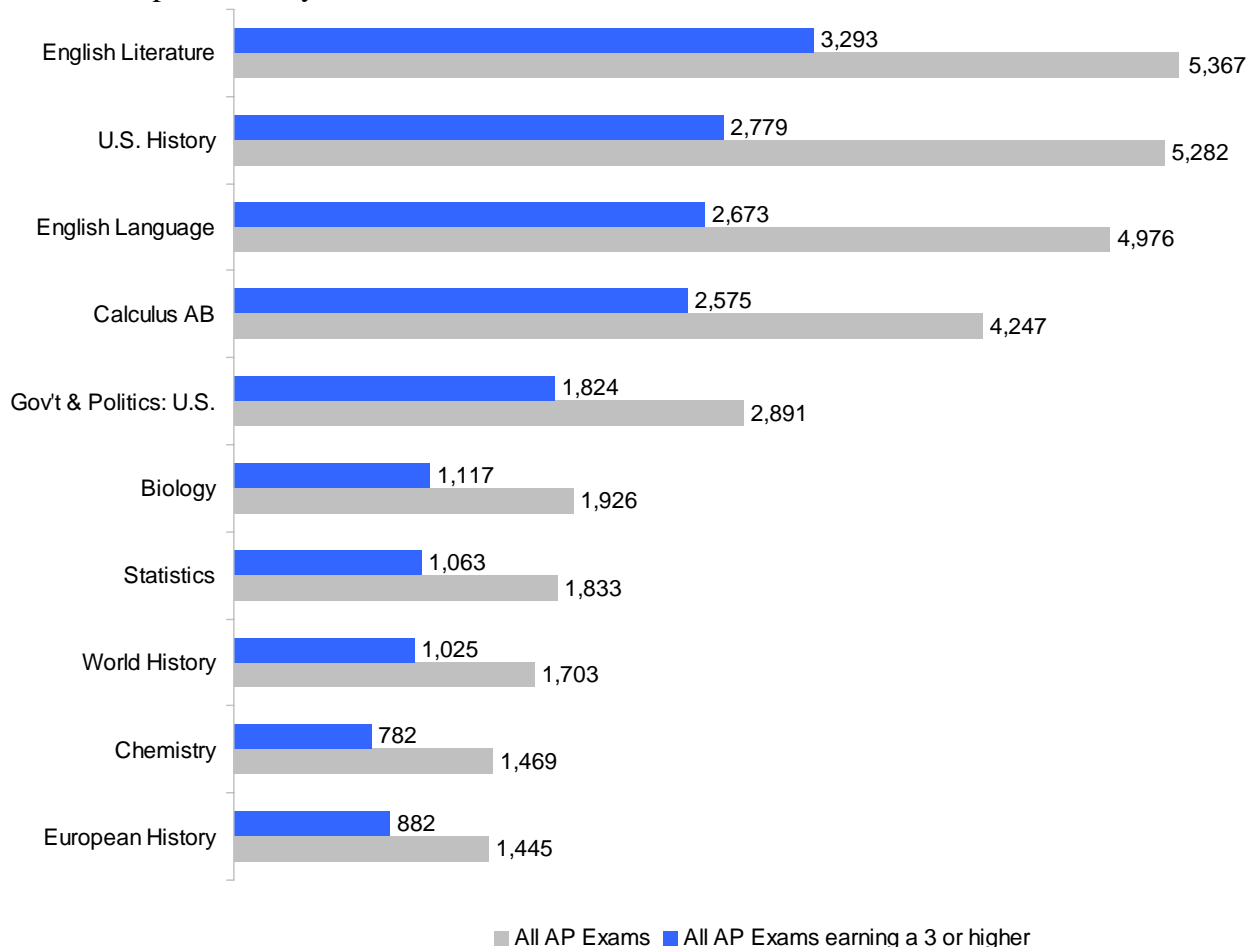


# Washington Public Schools: High School Class of 2007

## Most Popular Exams<sup>4</sup>

The Class of 2007: 10 Most Popular Exams in Washington

Rank	Exam	# of Exams	# of Exams with Scores of 3 or Higher
1	English Literature and Composition	5,367	3,293
2	United States History	5,282	2,779
3	English Language and Composition	4,976	2,673
4	Calculus AB	4,247	2,575
5	Government and Politics: U.S.	2,891	1,824
6	Biology	1,926	1,117
7	Statistics	1,833	1,063
8	World History	1,703	1,025
9	Chemistry	1,469	782
10	European History	1,445	882

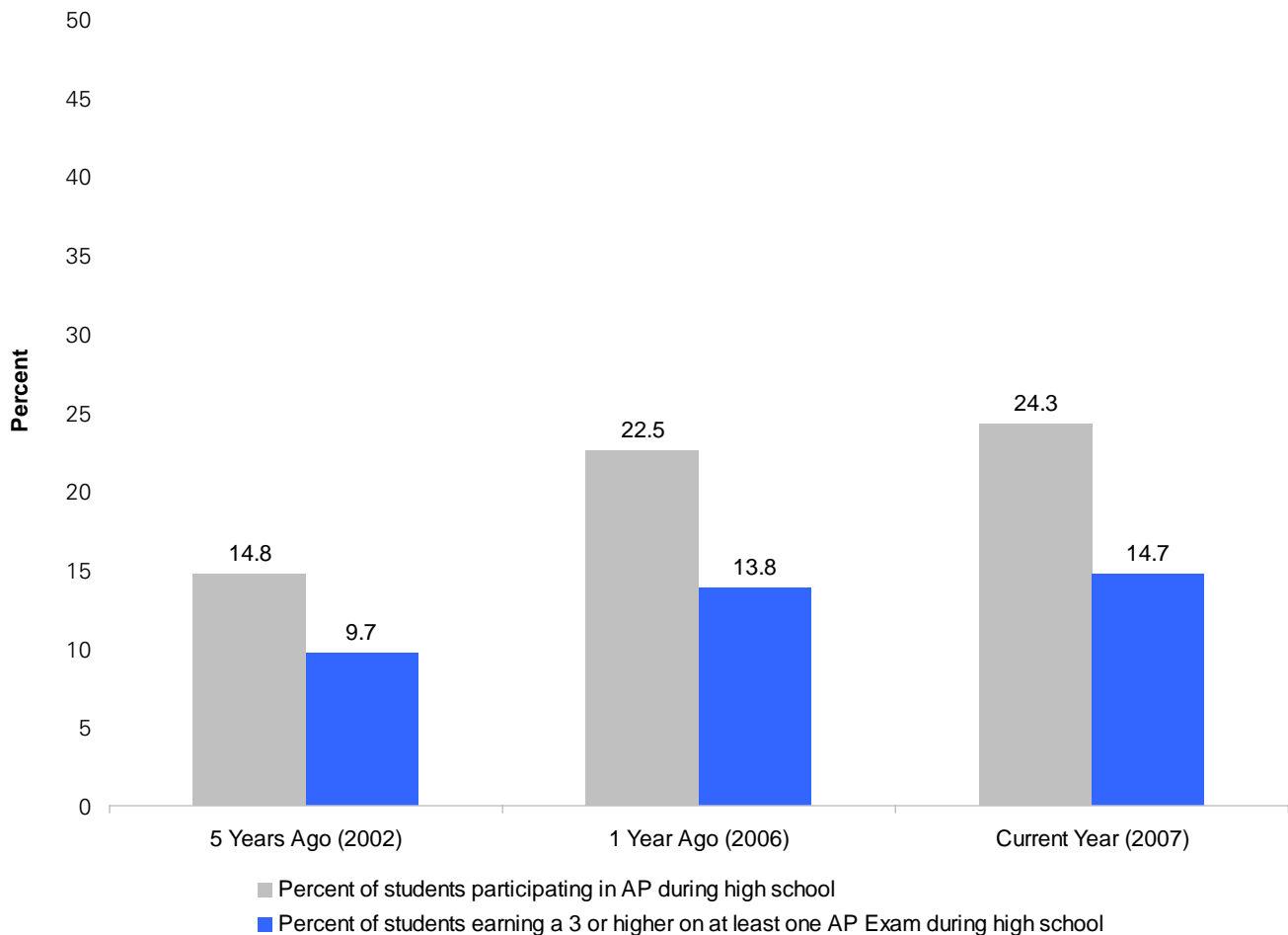


## Washington Public Schools: High School Classes of 2002, 2006, and 2007

### All Students

- 14,862 students from the public high school class of 2007 took at least one AP Exam during high school compared to 13,428 in the 2006 cohort and 8,552 in the 2002 cohort.
- 9,017 students from the public high school class of 2007 earned a 3 or higher on at least one AP Exam during high school compared to 8,223 in the 2006 cohort and 5,627 in the 2002 cohort.

#### Washington Public High School Graduates: AP Participation and Performance 2002-2007

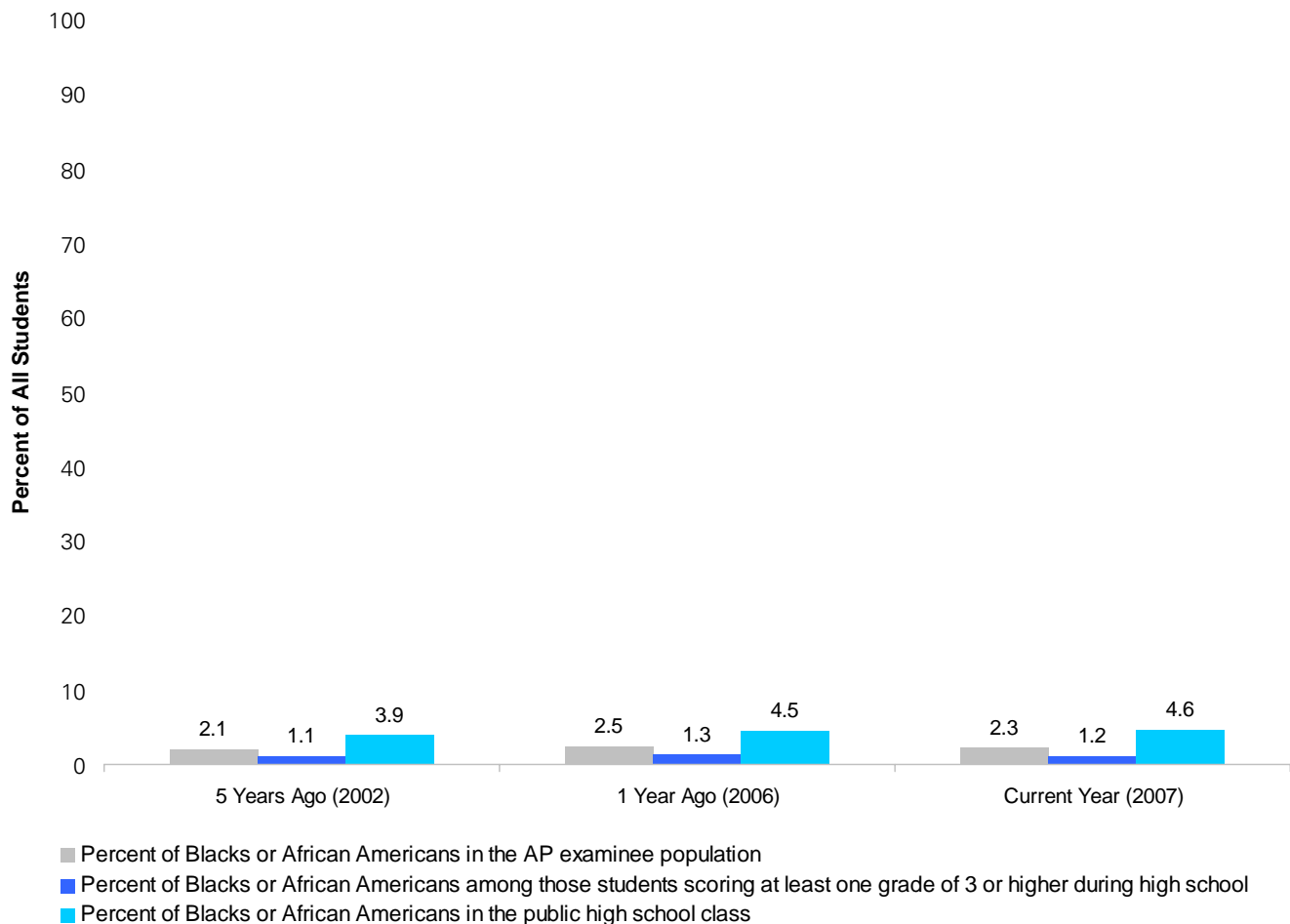


# Washington Public Schools: High School Classes of 2002, 2006, and 2007

## Black or African-American Students

- 348 Black or African American students from the public high school class of 2007 took at least one AP Exam during high school compared to 335 in the 2006 cohort and 176 in the 2002 cohort.
- 107 Black or African American students from the public high school class of 2007 earned a 3 or higher on at least one AP Exam during high school compared to 108 in the 2006 cohort and 64 in the 2002 cohort.

### Black or African American Students AP Participation and Performance 2002-2007

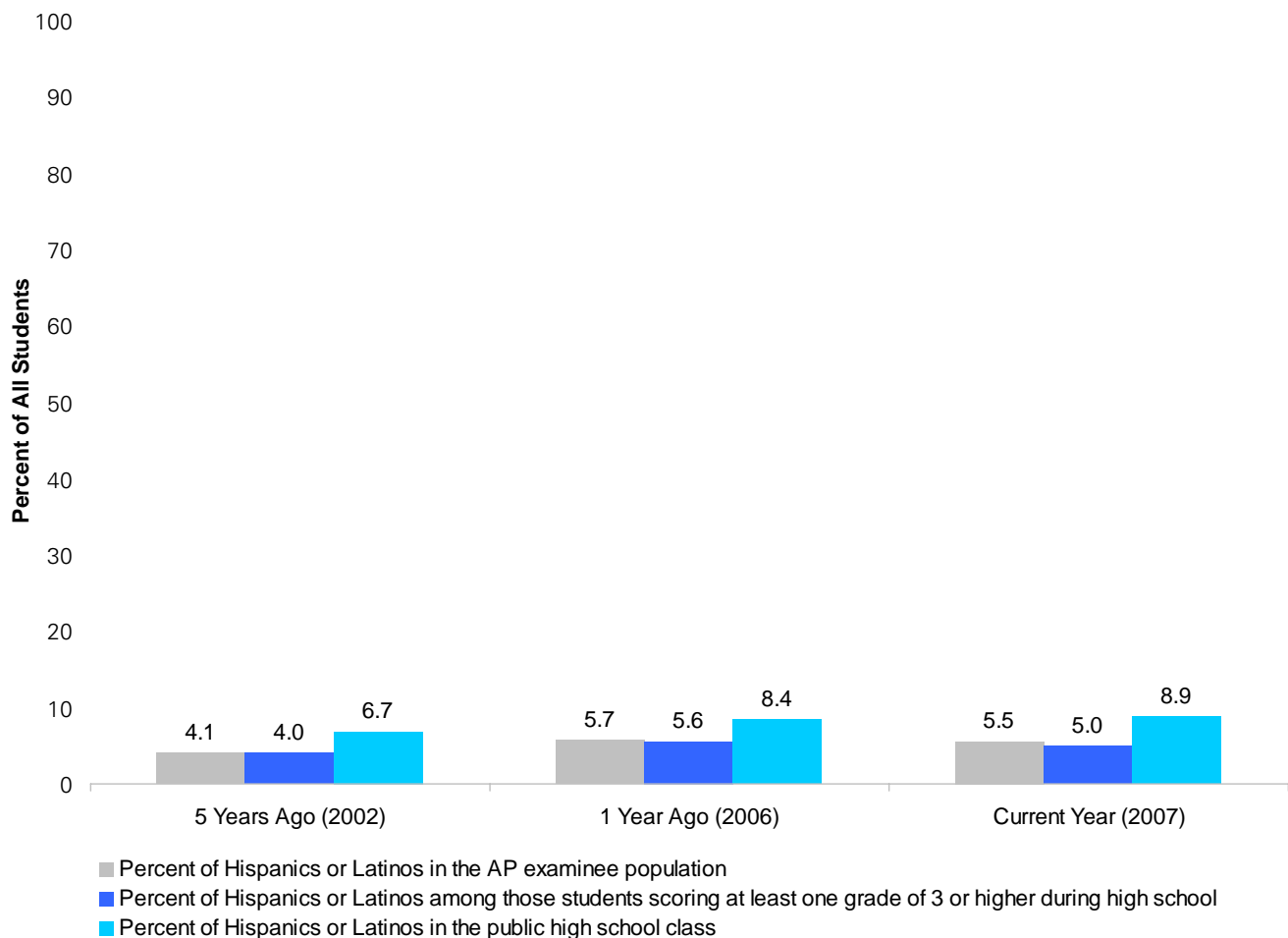


# Washington Public Schools: High School Classes of 2002, 2006, and 2007

## Hispanic or Latino Students

- 821 Hispanic or Latino students from the public high school class of 2007 took at least one AP Exam during high school compared to 769 in the 2006 cohort and 350 in the 2002 cohort.
- 455 Hispanic or Latino students from the public high school class of 2007 earned a 3 or higher on at least one AP Exam during high school compared to 458 in the 2006 cohort and 224 in the 2002 cohort.

### Hispanic or Latino Students AP Participation and Performance 2002-2007

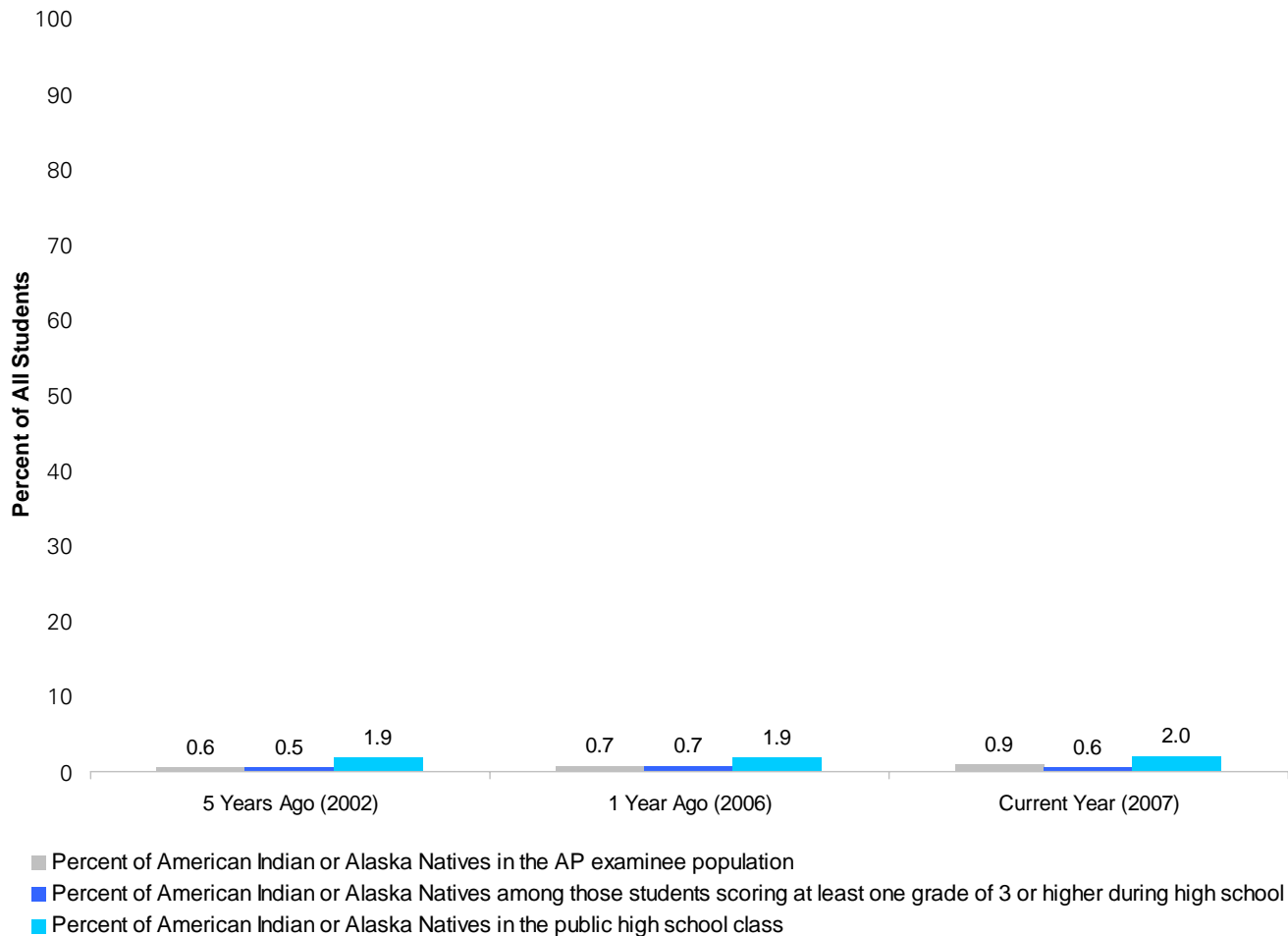


# Washington Public Schools: High School Classes of 2002, 2006, and 2007

## American Indian or Alaska Native Students

- 138 American Indian or Alaska Native students from the public high school class of 2007 took at least one AP Exam during high school compared to 96 in the 2006 cohort and 50 in the 2002 cohort.
- 57 American Indian or Alaska Native students from the public high school class of 2007 earned a 3 or higher on at least one AP Exam during high school compared to 54 in the 2006 cohort and 27 in the 2002 cohort.

American Indian or Alaska Native Students AP Participation and Performance 2002-2007

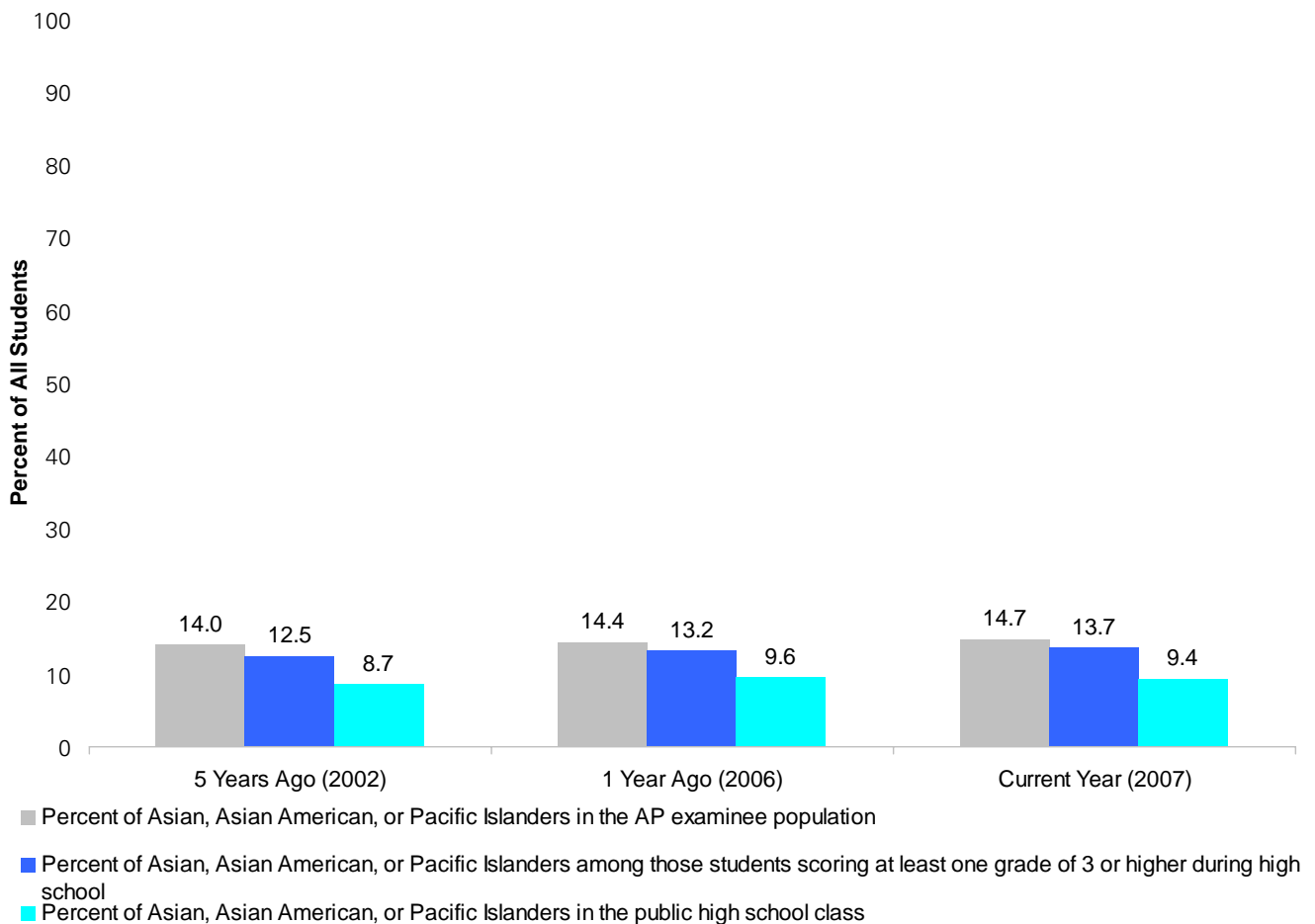


## Washington Public Schools: High School Classes of 2002, 2006, and 2007

### Asian, Asian American, or Pacific Islander Students

- 2,188 Asian, Asian American, or Pacific Islander students from the public high school class of 2007 took at least one AP Exam during high school compared to 1,933 in the 2006 cohort and 1,196 in the 2002 cohort.
- 1,233 Asian, Asian American, or Pacific Islander students from the public high school class of 2007 earned a 3 or higher on at least one AP Exam during high school compared to 1,082 in the 2006 cohort and 703 in the 2002 cohort.

#### Asian, Asian American, or Pacific Islander Students AP Participation and Performance 2002-2007

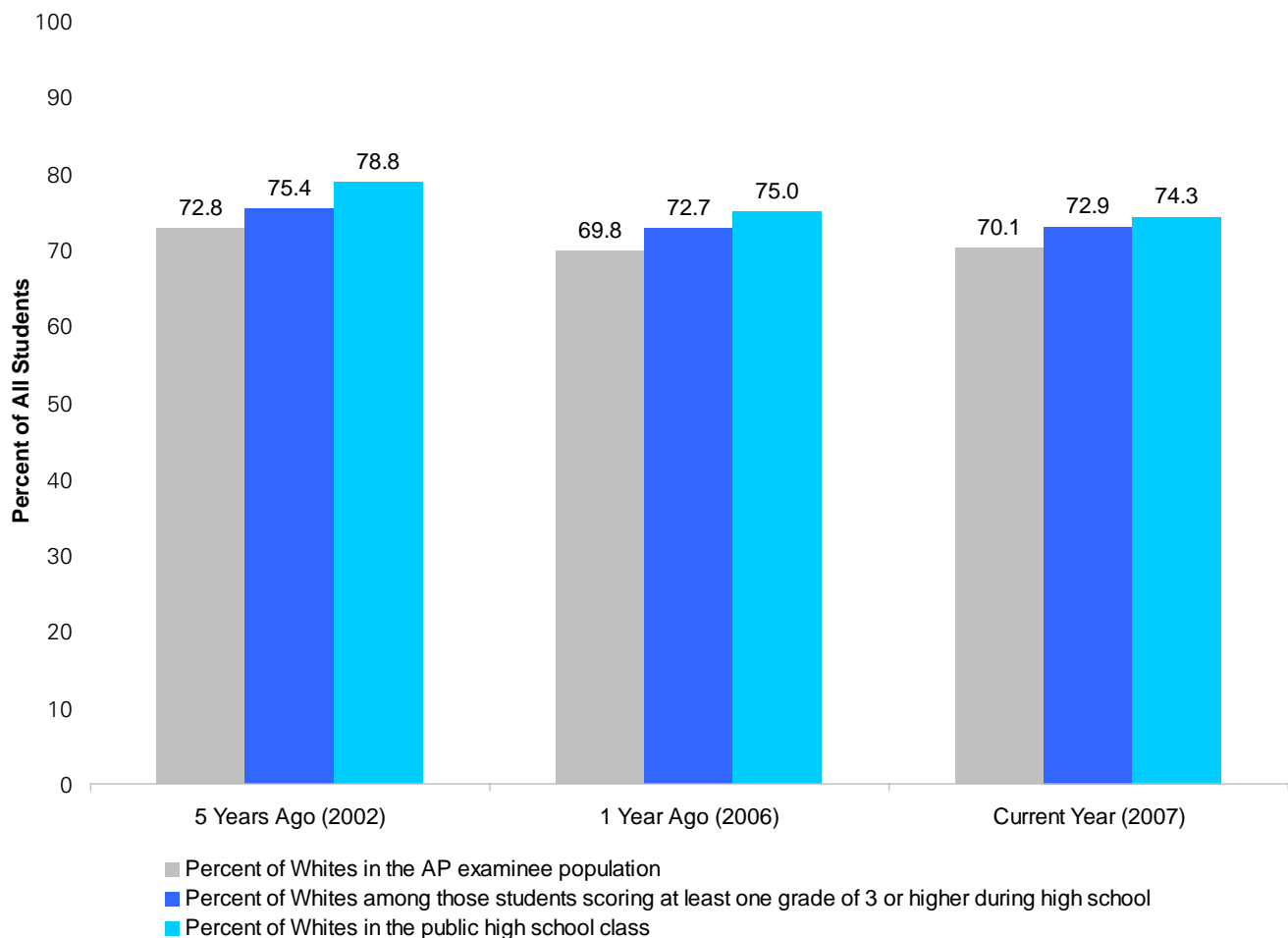


## Washington Public Schools: High School Classes of 2002, 2006, and 2007

### White Students

- 10,417 White students from the public high school class of 2007 took at least one AP Exam during high school compared to 9,372 in the 2006 cohort and 6,225 in the 2002 cohort.
- 6,573 White students from the public high school class of 2007 earned a 3 or higher on at least one AP Exam during high school compared to 5,975 in the 2006 cohort and 4,243 in the 2002 cohort.

**White Students AP Participation and Performance in Washington: 2002- 2007**



## Notes

1. The “public high school class of 2007” is the overall number of public school students graduating from high school in 2007, as projected in *Knocking at the College Door* (2003), Western Interstate Commission for Higher Education.
2. “Equity and excellence” indicates that a student has earned at least one AP Exam grade of 3 or higher in one or more AP Exams during high school.
3. Science is composed of Biology, Chemistry, Environmental Science, Physics B, Physics C: Electricity & Magnetism, and Physics C: Mechanics. Math is composed of Calculus AB, Calculus BC, Computer Science A, Computer Science AB, and Statistics. English is composed of English Language and Composition and English Literature and Composition. Social Science is composed of Macroeconomics, Microeconomics, European History, Government and Politics: Comparative, Government and Politics: United States, Human Geography, Psychology, United States History, and World History. Art is composed of Art History, Music Theory, Studio Art: 2-D Design, Studio Art: 3-D Design, and Studio Art: Drawing. Language is composed of Chinese Language and Culture, French Literature, French Language, German Language, Italian Language and Culture, Japanese Language and Culture, Latin Literature, Latin: Vergil, Spanish Language, and Spanish Literature.
4. “Most popular” is measured by the number of AP Exams taken; the number of exams earning a 3 or higher is not considered when ranking the 10 most popular AP Exams.