

# The 4th AP<sup>®</sup> Annual Report to the Nation: Wisconsin Supplement

## Part I: Current Year

### AP Participation & Performance of the Public High School Class<sup>1</sup> of 2007

High School and AP Population by Race/Ethnicity . . . . .	2
AP Participation by Subject Area. . . . .	3
AP Equity and Excellence <sup>2</sup> by Subject Area . . . . .	4
Ten Most Popular AP Exams. . . . .	5

## Part II: 5-Year Trends

### AP Participation & Performance of the Public High School Classes of 2002, 2006, and 2007

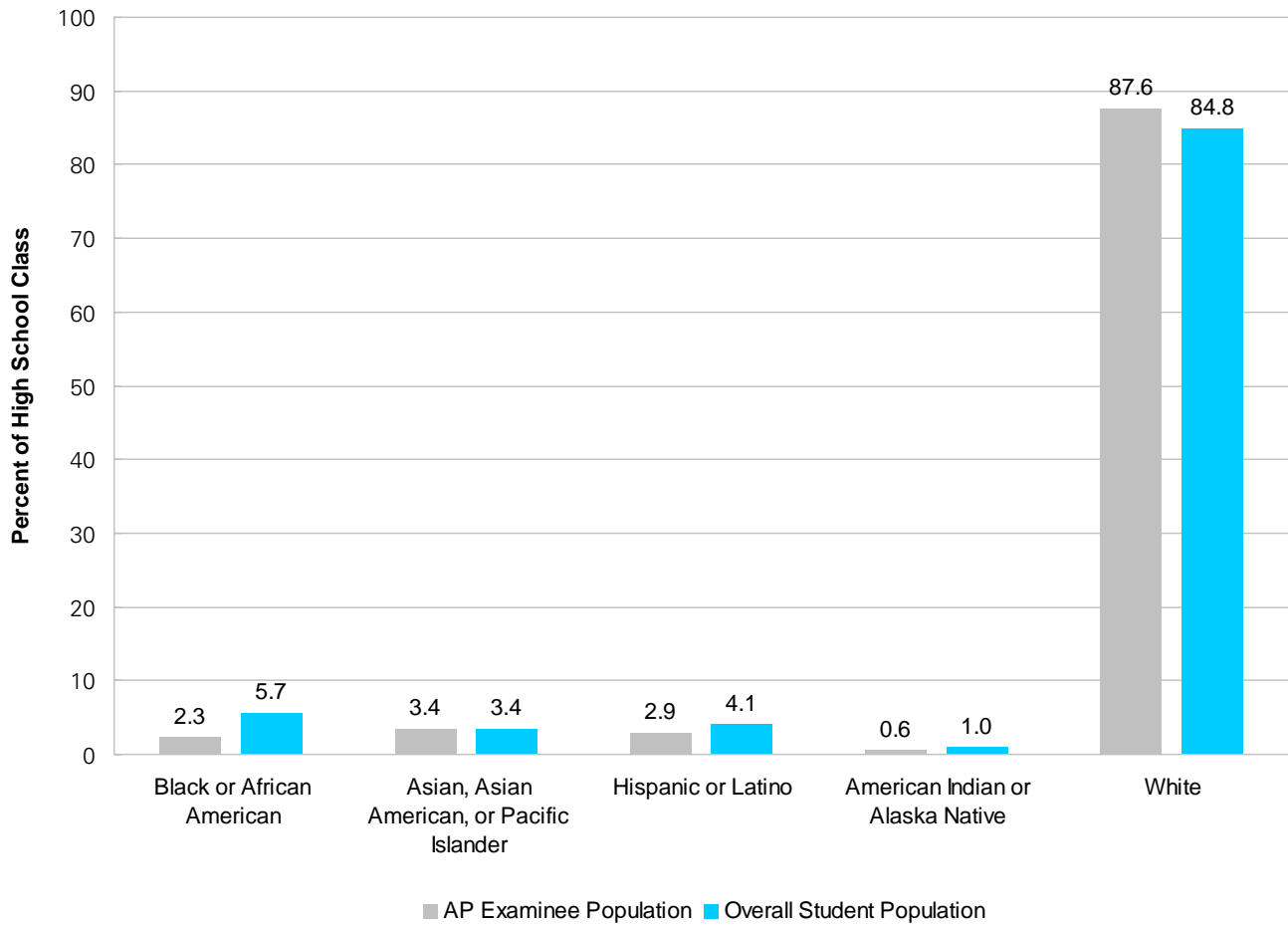
All Students . . . . .	6
Black or African American Students . . . . .	7
Hispanic or Latino Students . . . . .	8
American Indian or Alaska Native Students. . . . .	9
Asian, Asian American, or Pacific Islander Students . . . . .	10
White Students . . . . .	11

<b>Notes</b> . . . . .	12
------------------------	----

# Wisconsin Public Schools: High School Class of 2007

## High School and AP Population by Race/Ethnicity

The Class of 2007: Race/Ethnicity of AP Examinees vs. High School Seniors in Wisconsin



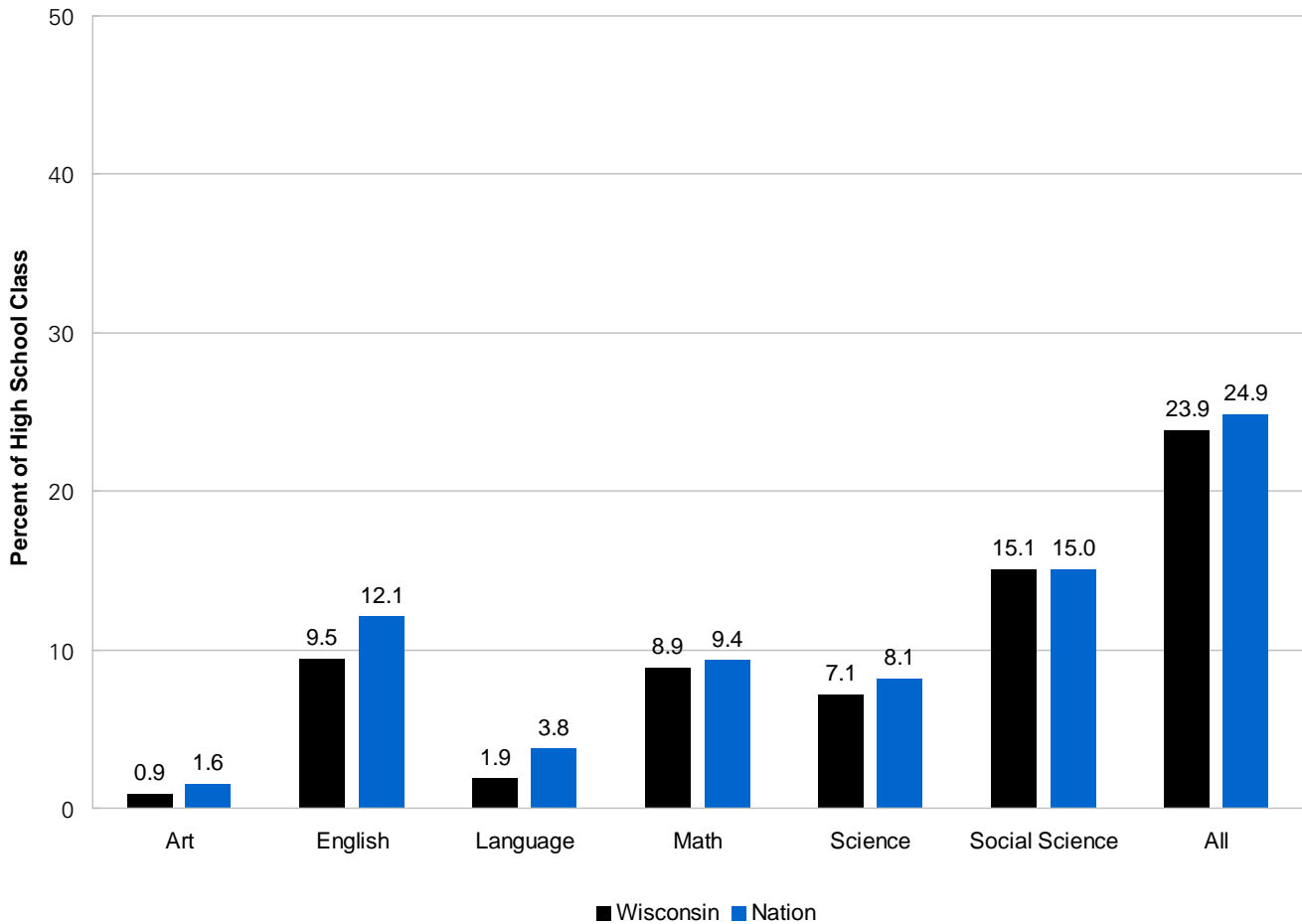
Please note that stated race/ethnicity options for AP do not equal 100; the additional AP race/ethnicity options not shown are “Other” and “Not Stated.”

# Wisconsin Public Schools: High School Class of 2007

## AP Participation by Subject Area

- 23.9% of the public high school class of 2007 took at least one AP Exam during high school. This compares to 24.9% for the nation.
- 15.1% of the public high school class of 2007 took one or more social science AP Exams - more than in any other subject area.<sup>3</sup>

The Class of 2007: Percent of Wisconsin Students Who Took an AP Exam During High School, by Subject Area, Compared to the Nation

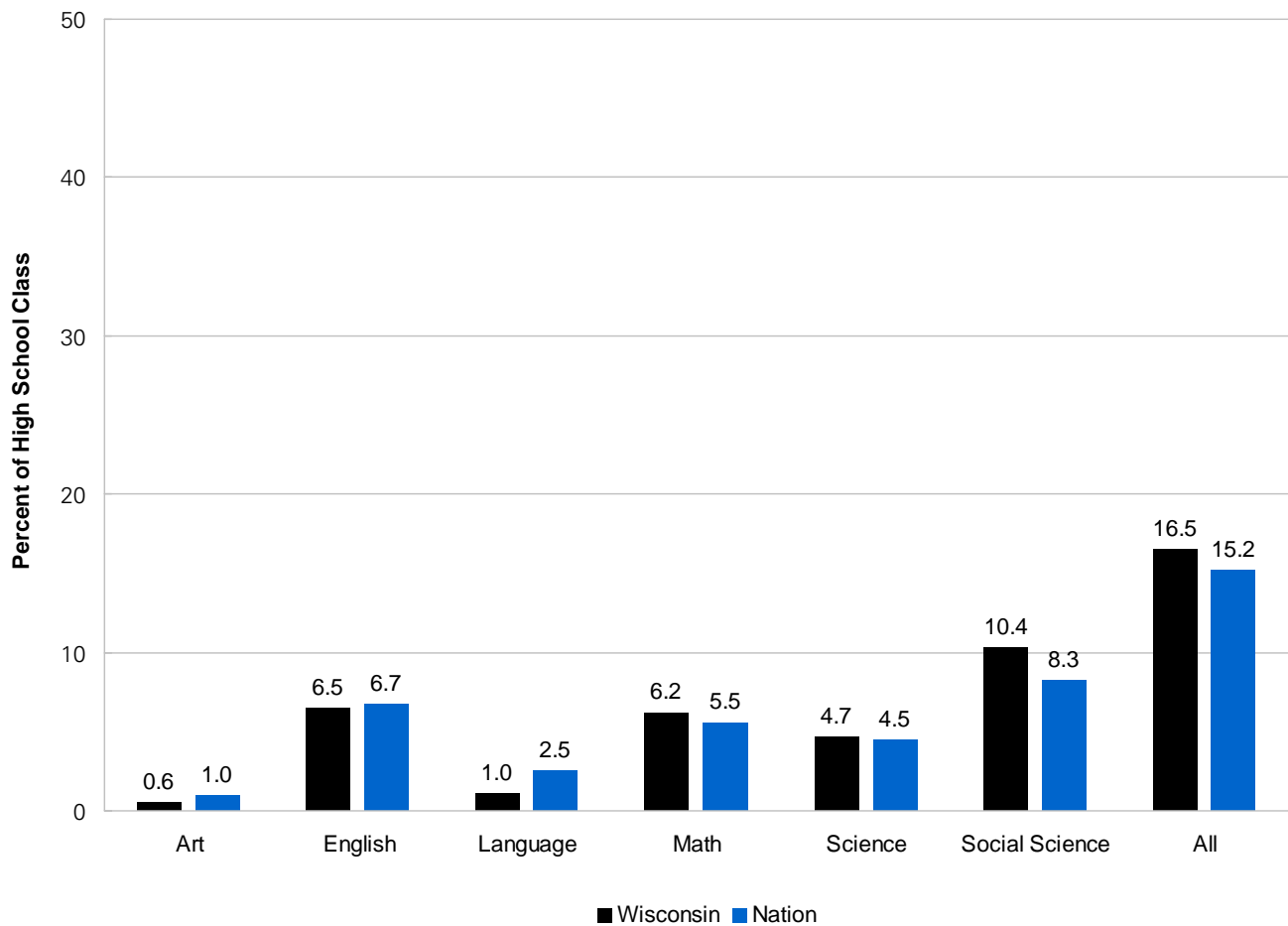


# Wisconsin Public Schools: High School Class of 2007

## AP Equity and Excellence

- 16.5% of the public high school class of 2007 earned a 3 or higher on one or more AP Exams during high school. This compares to 15.2% for the nation.
- 10.4% of the public high school class of 2007 earned a 3 or higher on one or more social science AP Exams - more than in any other subject area.

The Class of 2007: Percent of Wisconsin Students Who Earned at least one AP Exam Grade of 3 or Higher During High School, by Subject Area, Compared to the Nation

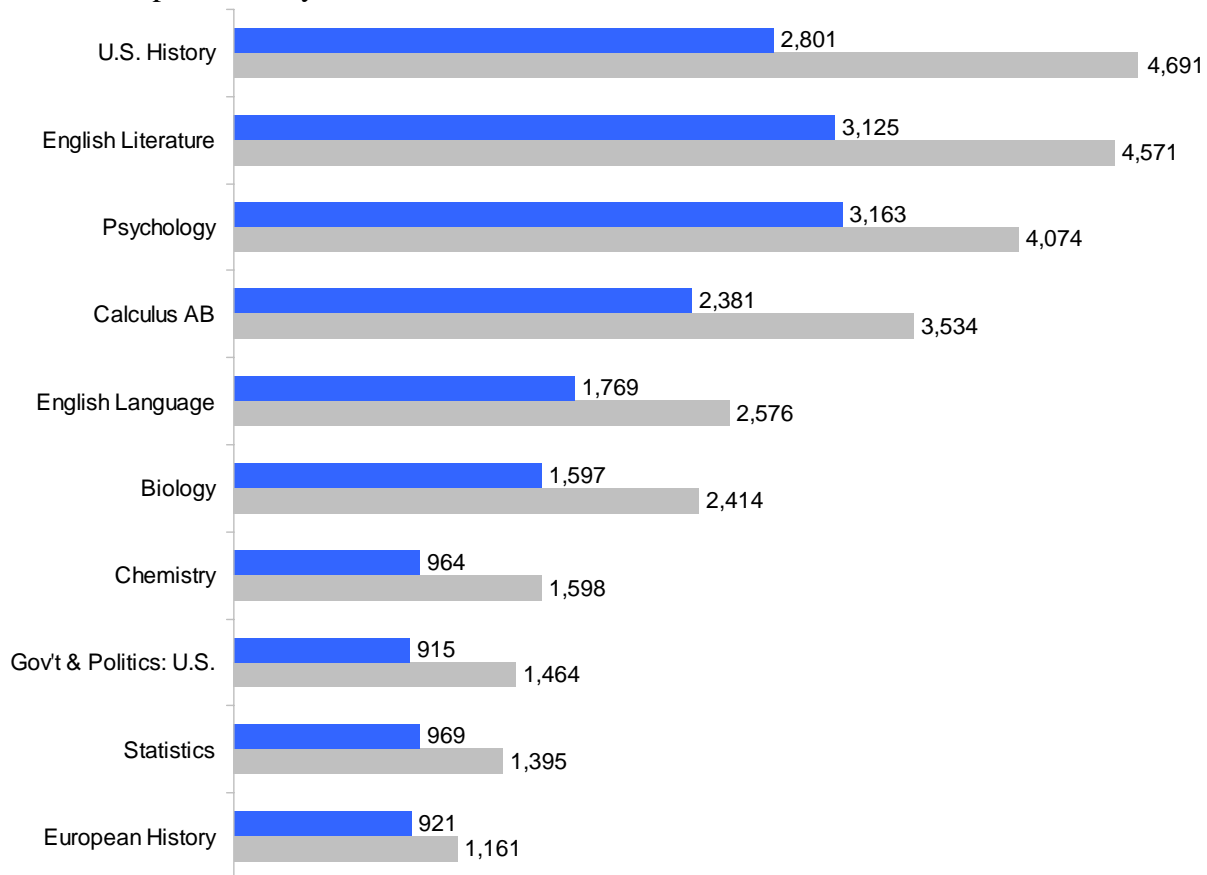


# Wisconsin Public Schools: High School Class of 2007

## Most Popular Exams<sup>4</sup>

The Class of 2007: 10 Most Popular Exams in Wisconsin

Rank	Exam	# of Exams	# of Exams with Scores of 3 or Higher
1	United States History	4,691	2,801
2	English Literature and Composition	4,571	3,125
3	Psychology	4,074	3,163
4	Calculus AB	3,534	2,381
5	English Language and Composition	2,576	1,769
6	Biology	2,414	1,597
7	Chemistry	1,598	964
8	Government and Politics: U.S.	1,464	915
9	Statistics	1,395	969
10	European History	1,161	921



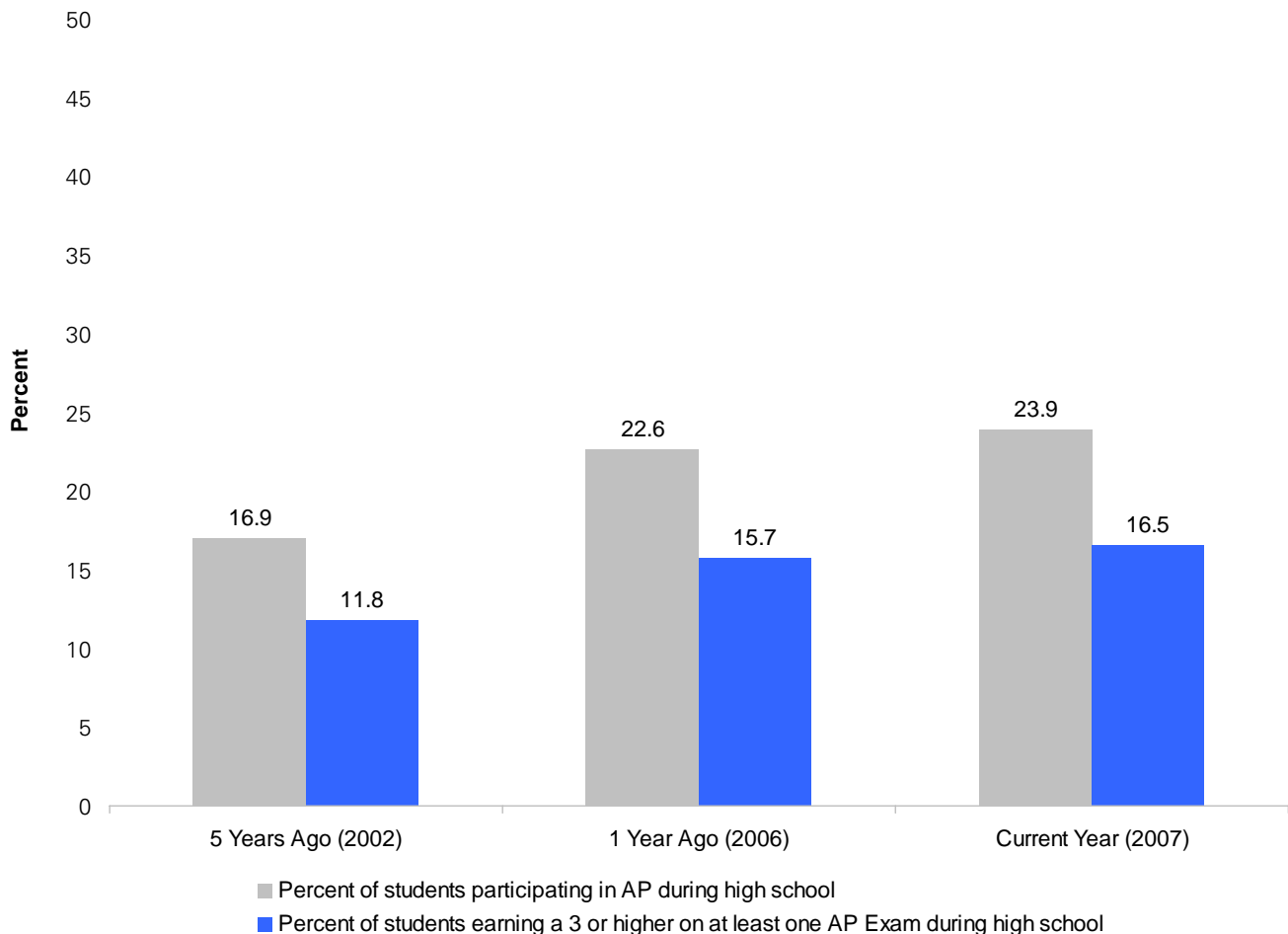
■ All AP Exams ■ All AP Exams earning a 3 or higher

## Wisconsin Public Schools: High School Classes of 2002, 2006, and 2007

### All Students

- 14,547 students from the public high school class of 2007 took at least one AP Exam during high school compared to 13,572 in the 2006 cohort and 10,260 in the 2002 cohort.
- 10,090 students from the public high school class of 2007 earned a 3 or higher on at least one AP Exam during high school compared to 9,431 in the 2006 cohort and 7,123 in the 2002 cohort.

**Wisconsin Public High School Graduates: AP Participation and Performance 2002-2007**

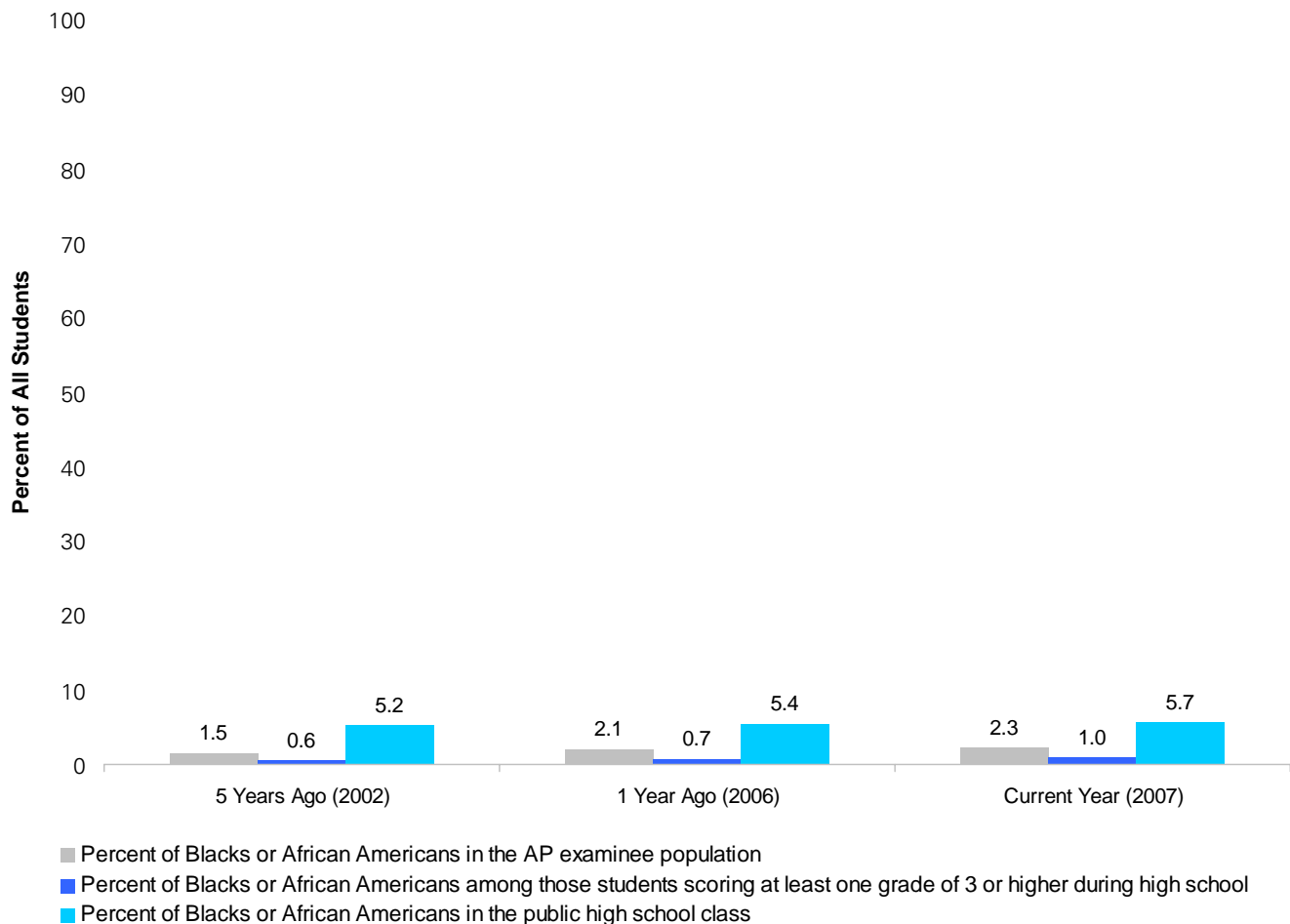


## Wisconsin Public Schools: High School Classes of 2002, 2006, and 2007

### Black or African-American Students

- 332 Black or African American students from the public high school class of 2007 took at least one AP Exam during high school compared to 281 in the 2006 cohort and 158 in the 2002 cohort.
- 96 Black or African American students from the public high school class of 2007 earned a 3 or higher on at least one AP Exam during high school compared to 68 in the 2006 cohort and 46 in the 2002 cohort.

#### Black or African American Students AP Participation and Performance 2002-2007

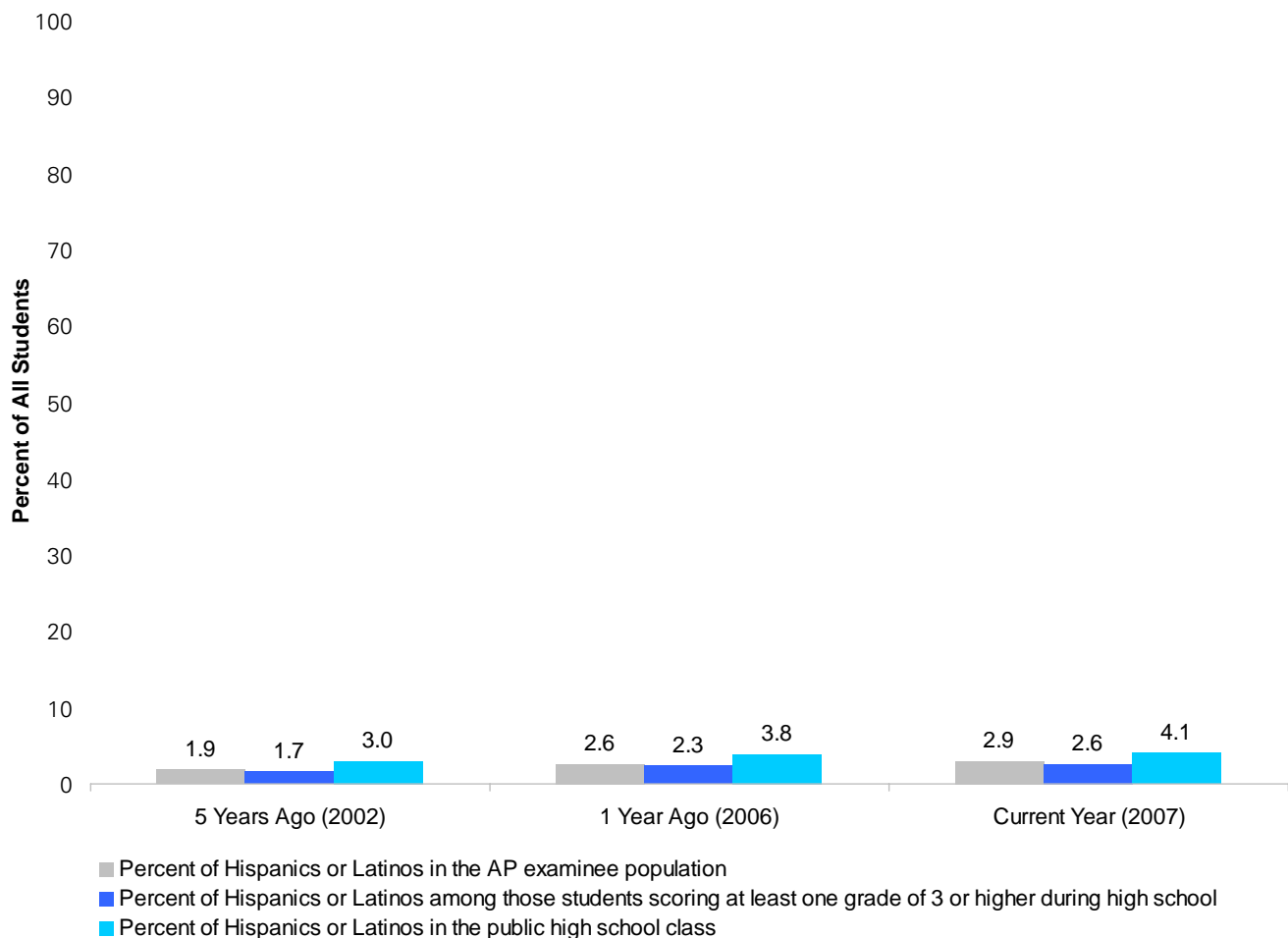


# Wisconsin Public Schools: High School Classes of 2002, 2006, and 2007

## Hispanic or Latino Students

- 429 Hispanic or Latino students from the public high school class of 2007 took at least one AP Exam during high school compared to 351 in the 2006 cohort and 198 in the 2002 cohort.
- 259 Hispanic or Latino students from the public high school class of 2007 earned a 3 or higher on at least one AP Exam during high school compared to 221 in the 2006 cohort and 118 in the 2002 cohort.

### Hispanic or Latino Students AP Participation and Performance 2002-2007

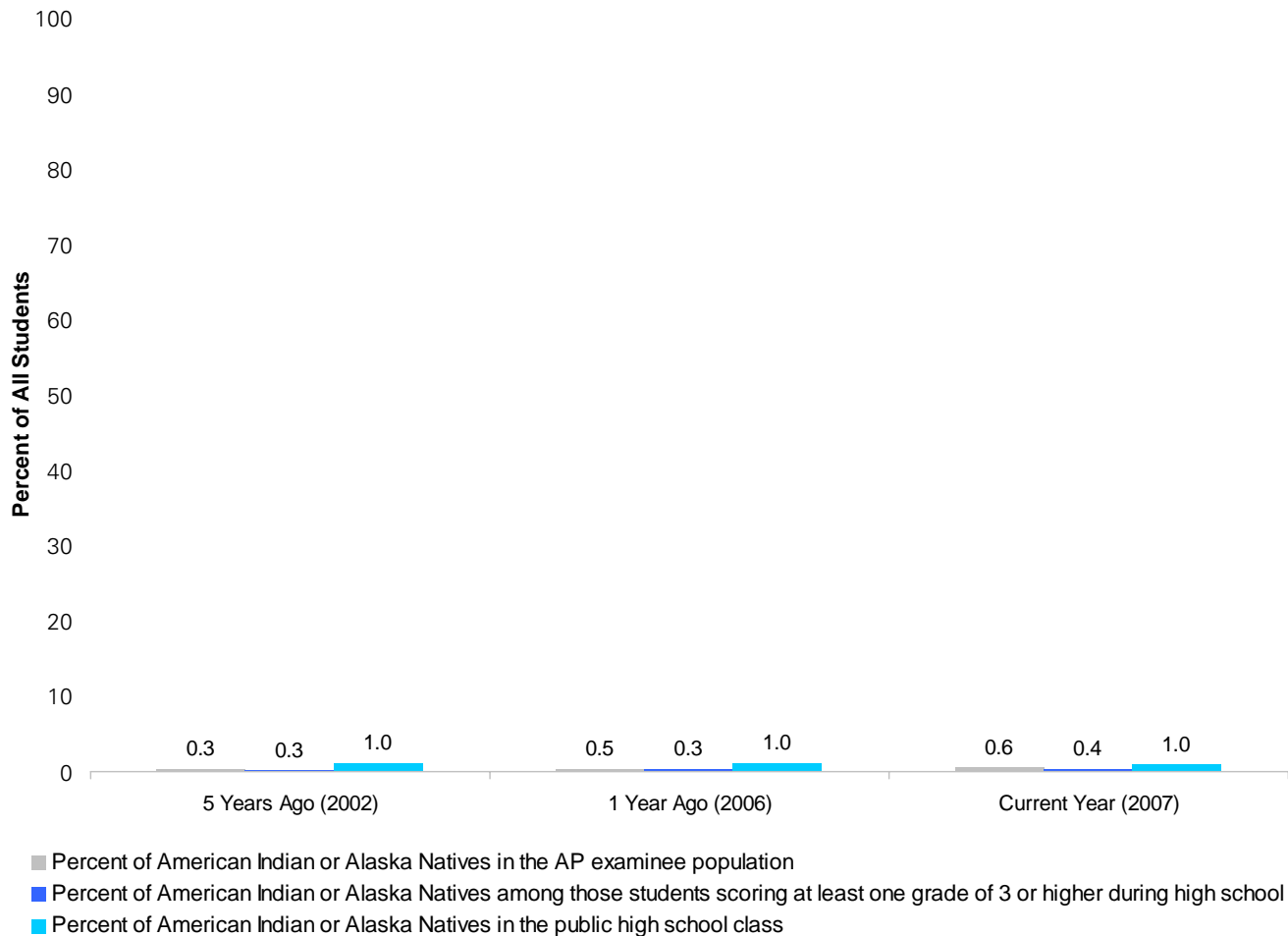


# Wisconsin Public Schools: High School Classes of 2002, 2006, and 2007

## American Indian or Alaska Native Students

- 81 American Indian or Alaska Native students from the public high school class of 2007 took at least one AP Exam during high school compared to 63 in the 2006 cohort and 30 in the 2002 cohort.
- 39 American Indian or Alaska Native students from the public high school class of 2007 earned a 3 or higher on at least one AP Exam during high school compared to 31 in the 2006 cohort and 19 in the 2002 cohort.

### American Indian or Alaska Native Students AP Participation and Performance 2002-2007

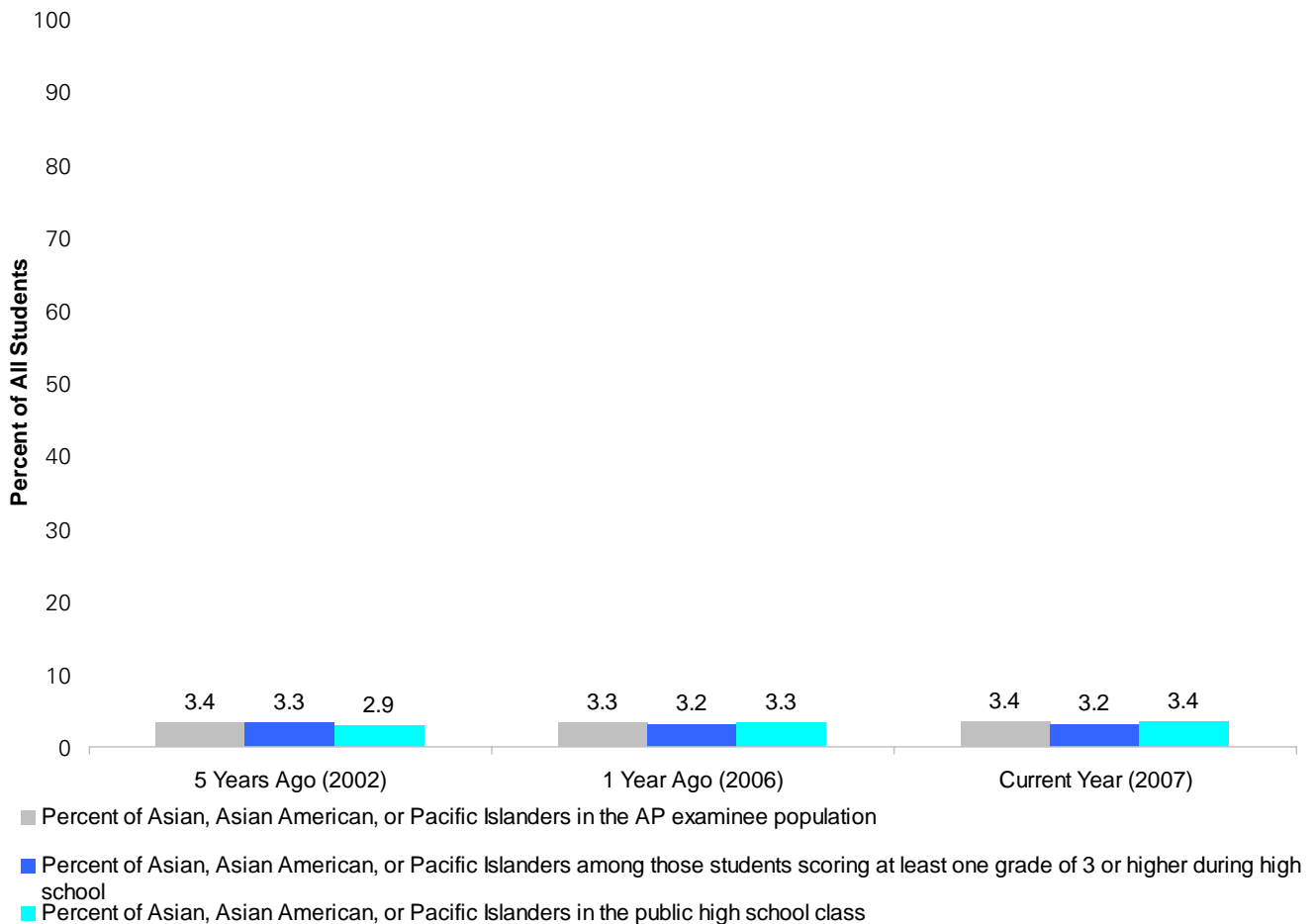


## Wisconsin Public Schools: High School Classes of 2002, 2006, and 2007

### Asian, Asian American, or Pacific Islander Students

- 500 Asian, Asian American, or Pacific Islander students from the public high school class of 2007 took at least one AP Exam during high school compared to 452 in the 2006 cohort and 346 in the 2002 cohort.
- 322 Asian, Asian American, or Pacific Islander students from the public high school class of 2007 earned a 3 or higher on at least one AP Exam during high school compared to 300 in the 2006 cohort and 234 in the 2002 cohort.

#### Asian, Asian American, or Pacific Islander Students AP Participation and Performance 2002-2007

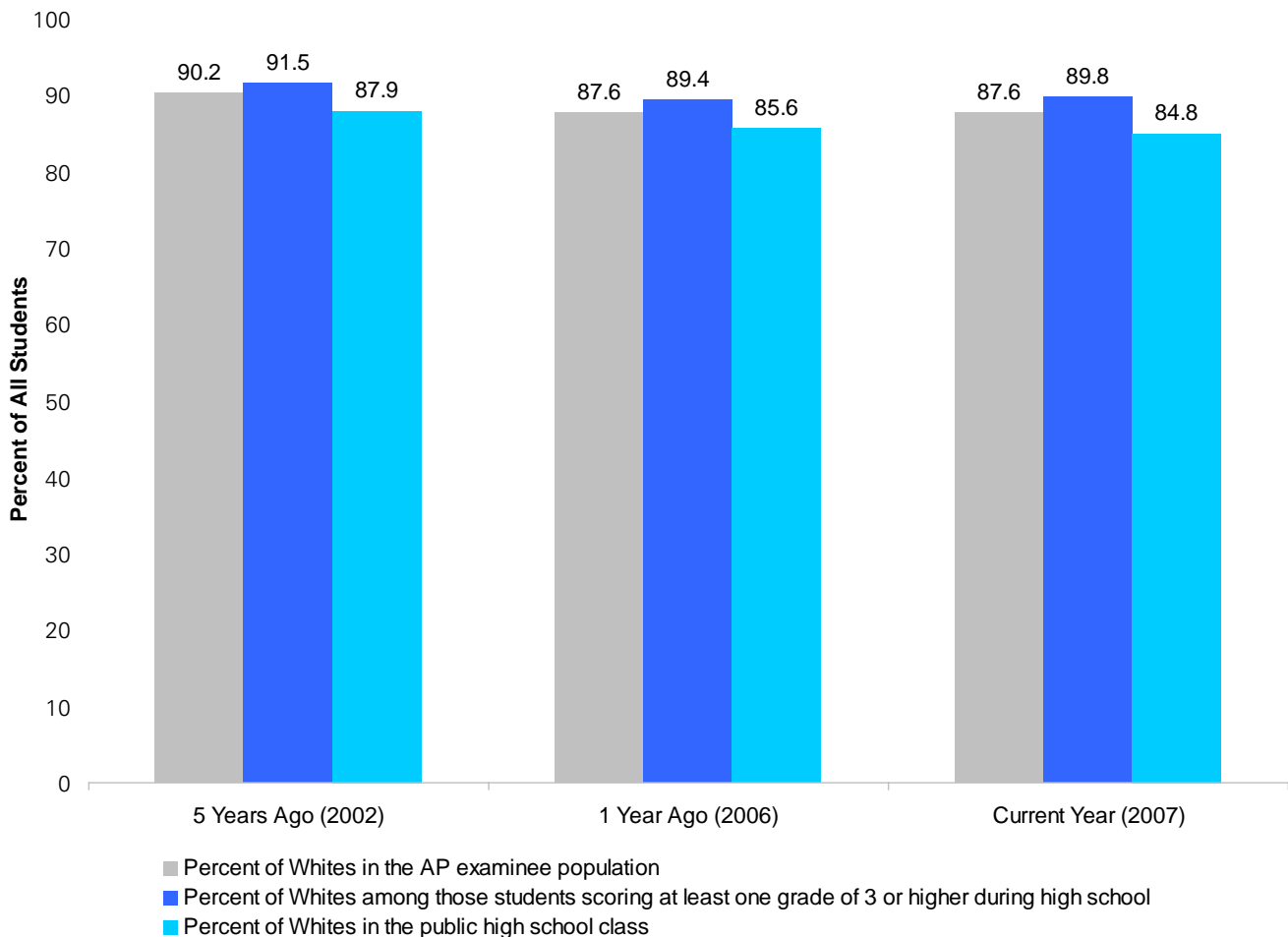


## Wisconsin Public Schools: High School Classes of 2002, 2006, and 2007

### White Students

- 12,739 White students from the public high school class of 2007 took at least one AP Exam during high school compared to 11,891 in the 2006 cohort and 9,255 in the 2002 cohort.
- 9,057 White students from the public high school class of 2007 earned a 3 or higher on at least one AP Exam during high school compared to 8,428 in the 2006 cohort and 6,520 in the 2002 cohort.

#### White Students AP Participation and Performance in Wisconsin: 2002- 2007



## Notes

1. The “public high school class of 2007” is the overall number of public school students graduating from high school in 2007, as projected in *Knocking at the College Door* (2003), Western Interstate Commission for Higher Education.
2. “Equity and excellence” indicates that a student has earned at least one AP Exam grade of 3 or higher in one or more AP Exams during high school.
3. Science is composed of Biology, Chemistry, Environmental Science, Physics B, Physics C: Electricity & Magnetism, and Physics C: Mechanics. Math is composed of Calculus AB, Calculus BC, Computer Science A, Computer Science AB, and Statistics. English is composed of English Language and Composition and English Literature and Composition. Social Science is composed of Macroeconomics, Microeconomics, European History, Government and Politics: Comparative, Government and Politics: United States, Human Geography, Psychology, United States History, and World History. Art is composed of Art History, Music Theory, Studio Art: 2-D Design, Studio Art: 3-D Design, and Studio Art: Drawing. Language is composed of Chinese Language and Culture, French Literature, French Language, German Language, Italian Language and Culture, Japanese Language and Culture, Latin Literature, Latin: Vergil, Spanish Language, and Spanish Literature.
4. “Most popular” is measured by the number of AP Exams taken; the number of exams earning a 3 or higher is not considered when ranking the 10 most popular AP Exams.