

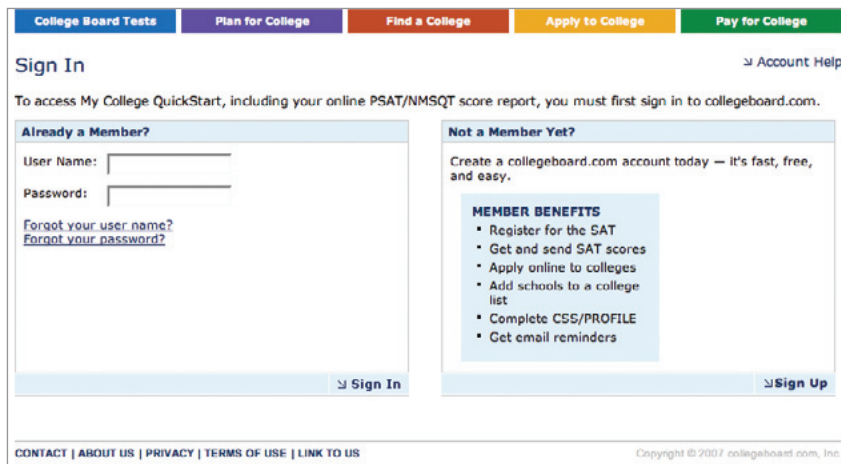
Connecting to My College QuickStart™ with an Access Code

Name: _____

Grade Level(s)	Grades 6–8 and grades 9–12
Goal(s)	Connect to My College QuickStart™.
Time Required	5 minutes
Materials Needed	<ul style="list-style-type: none"> • A computer with Internet access • Access to this URL: www.collegeboard.com/quickstart • Official PSAT/NMSQT® paper score report (suggested, though not required)
Before You Begin	<ul style="list-style-type: none"> • Students should have created a free collegeboard.com account. • Locate the access code printed on your paper score report (suggested, though not required). • Sign in to your collegeboard.com account through the URL, www.collegeboard.com/quickstart.
Student Objective	Successfully connect to My College QuickStart with an access code.

Student Assignment

1. Sign in to your collegeboard.com account from the following URL, **www.collegeboard.com/quickstart**, using the **Sign In** button.

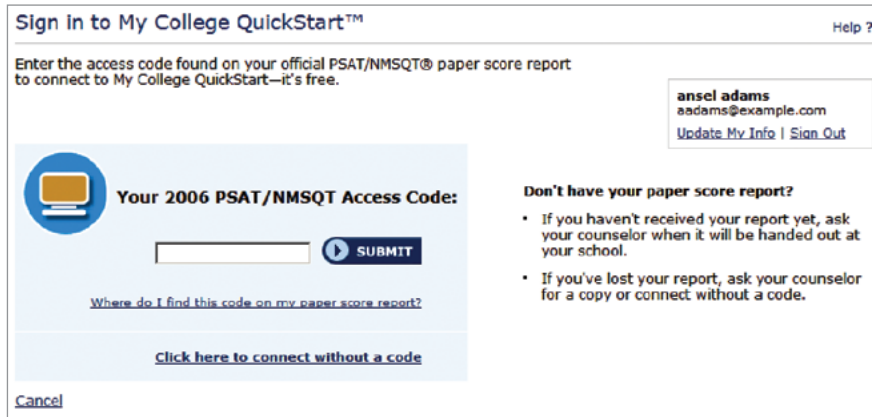


The screenshot shows the 'Sign In' page on collegeboard.com. At the top, there are navigation tabs: 'College Board Tests', 'Plan for College', 'Find a College', 'Apply to College', and 'Pay for College'. Below the tabs is the 'Sign In' heading and a link to 'Account Help'. A message states: 'To access My College QuickStart, including your online PSAT/NMSQT score report, you must first sign in to collegeboard.com.' There are two main sections: 'Already a Member?' and 'Not a Member Yet?'. The 'Already a Member?' section has input fields for 'User Name:' and 'Password:', with links for 'Forgot your user name?' and 'Forgot your password?'. Below these fields is a 'Sign In' button. The 'Not a Member Yet?' section has a message: 'Create a collegeboard.com account today — it's fast, free, and easy.' Below this is a 'MEMBER BENEFITS' list: 'Register for the SAT', 'Get and send SAT scores', 'Apply online to colleges', 'Add schools to a college list', 'Complete CSS/PROFILE', and 'Get email reminders'. At the bottom of this section is a 'Sign Up' button. At the very bottom of the page, there are links for 'CONTACT | ABOUT US | PRIVACY | TERMS OF USE | LINK TO US' and a copyright notice: 'Copyright © 2007 collegeboard.com, Inc.'

If you have not yet created a collegeboard.com account, click the **Sign Up** button and refer to the “Creating a Free collegeboard.com Student Account” reference sheet. Once this has been created, move on to Step 2 below.


Connecting to My College QuickStart™ with an Access Code

2. Referring to your paper score report, enter your access code in the space provided.



3. Click the **Submit** button. Based on your account information and your entered access code, the system searches the database for the same matching criteria to securely connect you to your score information. If you match securely, you will be presented with your My College QuickStart home page.

**Student
Assignment
(cont'd)**



Connecting to My College QuickStart™ with an Access Code

If you receive an error message, we could not securely connect you to your score data. Double-check your account information and entered access code to ensure no typos occurred. Specifically, check that your first and last names within your collegeboard.com account match exactly as they appear on your paper score report. Also verify that your date of birth is correct. To review your account information, click the **Update My Info** link.

Ima Student
imabstudent@example.com
[Update My Info](#) | [Sign Out](#)

You will be asked to supply your password again as an additional measure of security. Enter it in and click the **Submit** button.

Enter Password

User Name: ISTUDENTPN

Password: [*****]


[Forgot your password?](#)

You will be presented with your personal profile page. Verify your information, make any edits, and click the **Update** button.

**Student
Assignment
(cont'd)**

HELP | STORE | SEARCH: Site Colleges

STUDENTS | PARENTS | EDUCATORS | EN ESPAÑOL



Update My Account [Account Help](#)

Check here regularly to make sure that your account profile is up-to-date. We use this information to customize services for you and to send you important information, such as critical SAT receipts, news alerts and password reminders.

* Required Information

User Name and Password

User Name: **ISTUDENTPN**

Password: [Click here to change your password](#)

About the Student

Student's First Name:* Ima

Middle Initial: B

Student's Last Name:* Student

Gender:* Male Female

Date of Birth:* January 10 Year: 1990

Social Security #: [] - [] - []

High School Graduation:* June Year: 2009

Changing Your Name

Since you use your account to access College Board testing services, you cannot update your name online. Your name is part of your official record. Please call customer service at (866) 756-7346 for help if you need your name corrected.

Student's Email Address

Student's Email Address:* imabstudent@example.com

Confirm Student's Email:* imabstudent@example.com

[Manage my email subscriptions.](#)

Connecting to My College QuickStart™ with an Access Code

**Student
Assignment
(cont'd)**

Student's Mailing Address

U.S, U.S Territories and Puerto Rico
 Outside the U.S.

Mailing Address 1: *

Mailing Address 2:

City: *

State: *

ZIP Code: *

Phone Number:

Parent Information

Parent's First Name:

Parent's Last Name:

Parent's Email Address:

Confirm Parent's Email:

CC a Parent Email Service

Check this box and we'll send a parent copies of important emails you receive from the College Board, such as SAT registration receipts. To keep your information secure, you can link only one other person to your account. The CC emails may contain sensitive information about you and your testing record. [Learn more.](#)

The College Board is dedicated to protecting your privacy and handling any personal information we obtain from you with care and respect. By submitting this information, you are accepting the [Site Terms and Conditions](#) and [Privacy Policy](#) governing collegeboard.com.

* Required Information

Reenter your access code and try again. In some cases, a call to the College Board's customer service staff will be necessary to resolve security matching issues. Contact customer service at:

E-mail: psathelp@info.collegeboard.org
Telephone: 866 433-7728