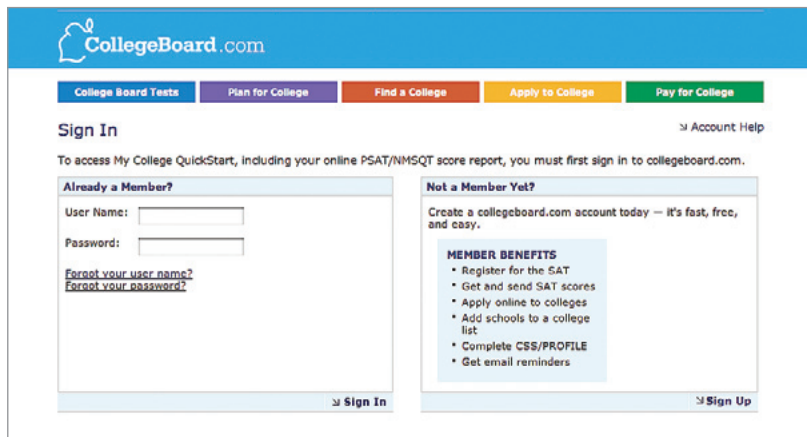


## Connecting to My College QuickStart™ without an Access Code

Name: \_\_\_\_\_

<b>Grade Level(s)</b>	Grades 6–8 and grades 9–12
<b>Goal(s)</b>	Connect to My College QuickStart™.
<b>Time Required</b>	5 minutes
<b>Materials Needed</b>	<ul style="list-style-type: none"> <li>• A computer with Internet access</li> <li>• Access to this URL: <a href="http://www.collegeboard.com/quickstart">www.collegeboard.com/quickstart</a></li> <li>• Official PSAT/NMSQT® paper score report (suggested, though not required)</li> </ul>
<b>Before You Begin</b>	Sign in to your collegeboard.com account through the URL, <a href="http://www.collegeboard.com/quickstart">www.collegeboard.com/quickstart</a> .
<b>Student Objective</b>	Successfully connect to My College QuickStart without an access code.

1. Sign in to your collegeboard.com account at [www.collegeboard.com/quickstart](http://www.collegeboard.com/quickstart) using the **Sign In** button.

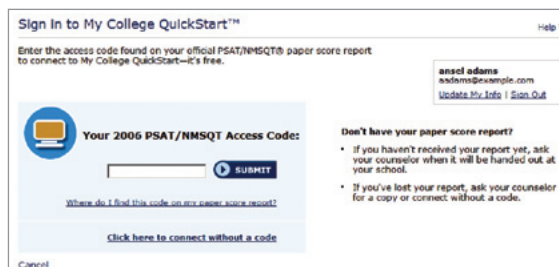


The screenshot shows the collegeboard.com website with a navigation bar containing links for 'College Board Tests', 'Plan for College', 'Find a College', 'Apply to College', and 'Pay for College'. Below the navigation bar is a 'Sign In' section with a sub-header 'Account Help'. The main text reads: 'To access My College QuickStart, including your online PSAT/NMSQT score report, you must first sign in to collegeboard.com.' There are two columns: 'Already a Member?' with fields for 'User Name' and 'Password', and 'Not a Member Yet?' with a 'Sign Up' button. A 'MEMBER BENEFITS' box lists: Register for the SAT, Get and send SAT scores, Apply online to colleges, Add schools to a college list, Complete CSS/PROFILE, and Get email reminders.

### Student Assignment

If you have not yet created a collegeboard.com account, click the **Sign Up** button and refer to the “Creating a Free collegeboard.com Student Account” reference sheet. Once this has been created, move on to Step 2 below.

2. Click the **Click here to connect without a code link**, as indicated below.



The screenshot shows a page titled 'Sign in to My College QuickStart™'. It asks the user to 'Enter the access code found on your official PSAT/NMSQT® paper score report to connect to My College QuickStart—it's free.' There is a text input field for the '2006 PSAT/NMSQT Access Code' and a 'SUBMIT' button. Below the input field is a link: 'Click here to connect without a code'. To the right, there is a 'Don't have your paper score report?' section with instructions: 'If you haven't received your report yet, ask your counselor when it will be handed out at your school.' and 'If you've lost your report, ask your counselor for a copy or connect without a code.'

## Connecting to My College QuickStart™ without an Access Code

### Student Assignment (cont'd)

3. You will be asked to provide more information so that we can securely match you to your score data. Enter as much information as possible and click the **Submit** button.

**Sign in to My College QuickStart™** Help ?

Please answer as many of the following questions as you can, so that we may verify your identity and securely connect you to your PSAT/NMSQT® information. \*Required Info

**ima student**  
istudent@example.com  
[Update My Info](#) | [Sign Out](#)

---

**Your Personal Information**

Enter your full name and birth date. For the security of your account, if your account is already connected to SAT services you cannot change your name.

First Name:\*

Middle Initial:

Last Name:\*

Gender:\*  Male  Female

Birthdate:\*

---

**Your Mailing Information**

Enter the address you had when you last took the PSAT/NMSQT.

U.S., U.S. Territories, and Puerto Rico  Outside the U.S.

Mailing Address 1:\*

Mailing Address 2:

City:\*

State:\*

ZIP Code:\*  -

---

**High School Code**

You can find your code in your school's guidance office or search for it below. Use the code for the school you attended when you took the test.

High School Code:  [Search for your high school code](#)  
[Find your state's home-school code](#)

---

**Social Security Number**

Your SSN makes it easier to verify your identity now and later if you need to contact customer service or reset your password. It also provides an added layer of security to your account.

Social Security Number:  -  -

[Cancel](#) **SUBMIT**

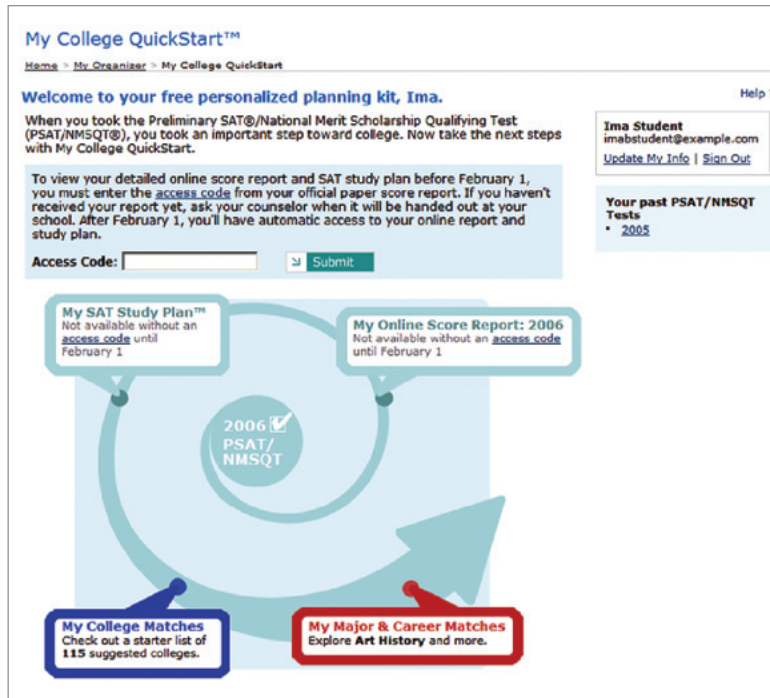
4. If the system matches securely, you will be presented with your home page. The My Online Score Report and My SAT Study Plan™ sections will not be available until:

You enter your access code from your official paper score report

OR

The date is on or after February 1.

## Connecting to My College QuickStart™ without an Access Code



### Student Assignment (cont'd)

- If you receive an error message, we could not securely connect you to your score data. Double-check your account information to ensure no typos occurred. Specifically, check that your first and last names within your collegeboard.com account match your names exactly as they appear on your paper score report. Also verify that your date of birth is correct. To review your account information, click the **Update My Info** link.

**Ima Student**  
imabstudent@example.com  
[Update My Info](#) | [Sign Out](#)


You will be asked to supply your password again as an additional measure of security. Enter it in and click the **Submit** button.



You will be presented with your personal profile page. Verify your information, make any edits, and click the **Update** button.

## Connecting to My College QuickStart™ without an Access Code

### Student Assignment (cont'd)



[Account Help](#)

### Update My Account

Check here regularly to make sure that your account profile is up-to-date. We use this information to customize services for you and to send you important information, such as critical SAT receipts, news alerts and password reminders.

\* Required Information

**User Name and Password**

**User Name:** **ISTUDENTPN**

**Password:** [Click here to change your password](#)

**About the Student**

**Student's First Name:**\* Ima

**Middle Initial:** B

**Student's Last Name:**\* Student

**Gender:**\*  Male  Female

**Date of Birth:**\* January 10 Year: 1990

**Social Security #:** - - -

**High School Graduation:**\* June Year: 2009

**Changing Your Name**

Since you use your account to access College Board testing services, you cannot update your name online. Your name is part of your official record. Please call customer service at (866) 756-7346 for help if you need your name corrected.

**Student's Email Address**

**Student's Email Address:**\* imabstudent@example.com

**Confirm Student's Email:**\* imabstudent@example.com

[Manage my email subscriptions.](#)

**Student's Mailing Address**

U.S. U.S. Territories and Puerto Rico  Outside the U.S.

**Mailing Address 1:**\* 45 Columbus Avenue

**Mailing Address 2:**

**City:**\* New York

**State:**\* New York

**ZIP Code:**\* 10023

**Phone Number:** - - -

**Your Mailing Address**

This is your official address for all College Board and SAT test notifications, including score reports and college information.

**Parent Information**

**Parent's First Name:**

**Parent's Last Name:**

**Parent's Email Address:**

**Confirm Parent's Email:**

**CC a Parent Email Service**

Check this box and we'll send a parent copies of important emails you receive from the College Board, such as SAT registration receipts. To keep your information secure, you can link only one other person to your account. The CC emails may contain sensitive information about you and your testing record. [Learn more.](#)

The College Board is dedicated to protecting your privacy and handling any personal information we obtain from you with care and respect. By submitting this information, you are accepting the [Site Terms and Conditions](#) and [Privacy Policy](#) governing collegeboard.com.

[Cancel](#)
[Update](#)

\* Required Information

In some cases, a call to the College Board's customer service staff will be necessary to resolve security matching issues. Contact customer service at:  
 E-mail: [psathelp@info.collegeboard.org](mailto:psathelp@info.collegeboard.org)  
 Telephone: 866 433-7728